

This information is gathered from public records. It is believed to be accurate, but is not guaranteed.

Clark County  
Year Over Year  
April



SFR Activity  
2023 VS 2022

| Zip Code      | Full Sales   | Avg Price        | Avg Sqft     | Avg \$Sqft      | YOY Diff   | TD Sales  | TD Avg Price     | REO Sales | REO Avg Price    | Zip Code | Full Sales | Avg Price   | Avg Sqft | Avg \$Sqft | YOY Diff | TD Sales | TD Avg Price | REO Sales | REO Avg Price |
|---------------|--------------|------------------|--------------|-----------------|------------|-----------|------------------|-----------|------------------|----------|------------|-------------|----------|------------|----------|----------|--------------|-----------|---------------|
| 89002         | 37           | \$497,804        | 2,082        | \$239.49        | -1%        | 1         | \$380,000        | N/A       | N/A              | 89110    | 37         | \$385,743   | 2,029    | \$199.79   | -13%     | 1        | \$330,000    | N/A       | N/A           |
| 89004         | N/A          | N/A              | N/A          | N/A             | 0%         | N/A       | N/A              | N/A       | N/A              | 89113    | 117        | \$582,927   | 2,453    | \$240.09   | -6%      | N/A      | N/A          | N/A       | N/A           |
| 89005         | 16           | \$653,219        | 2,106        | \$303.87        | -4%        | N/A       | N/A              | N/A       | N/A              | 89115    | 29         | \$316,945   | 1,526    | \$212.77   | -9%      | 1        | \$232,000    | 1         | \$355,000     |
| 89007         | N/A          | N/A              | N/A          | N/A             | 0%         | N/A       | N/A              | N/A       | N/A              | 89117    | 44         | \$614,756   | 2,388    | \$253.64   | -8%      | 1        | \$319,500    | N/A       | N/A           |
| 89011         | 82           | \$618,236        | 2,303        | \$263.59        | -10%       | 2         | \$308,299        | 2         | \$362,500        | 89118    | 18         | \$678,238   | 2,260    | \$266.12   | 5%       | N/A      | N/A          | N/A       | N/A           |
| 89012         | 43           | \$865,665        | 2,515        | \$300.29        | -11%       | N/A       | N/A              | N/A       | N/A              | 89119    | 7          | \$350,000   | 1,848    | \$212.47   | -26%     | 1        | \$282,100    | N/A       | N/A           |
| 89014         | 18           | \$483,531        | 1,994        | \$242.96        | -5%        | 1         | \$281,251        | 2         | \$422,000        | 89120    | 27         | \$570,881   | 2,153    | \$258.50   | 1%       | N/A      | N/A          | 1         | \$317,363     |
| 89015         | 39           | \$420,921        | 1,739        | \$247.40        | -7%        | N/A       | N/A              | N/A       | N/A              | 89121    | 53         | \$341,964   | 1,809    | \$194.10   | -12%     | N/A      | N/A          | 1         | \$410,000     |
| 89018         | 2            | \$260,789        | 1,414        | \$181.16        | 29%        | N/A       | N/A              | N/A       | N/A              | 89122    | 44         | \$300,455   | 1,474    | \$205.06   | -11%     | 4        | \$297,227    | 1         | \$365,000     |
| 89019         | 2            | \$181,500        | 1,380        | \$142.79        | 3%         | N/A       | N/A              | N/A       | N/A              | 89123    | 46         | \$464,379   | 2,052    | \$233.89   | -13%     | 1        | \$363,000    | N/A       | N/A           |
| 89021         | 6            | \$497,408        | 2,118        | \$251.94        | 24%        | 1         | \$277,564        | N/A       | N/A              | 89124    | 1          | \$405,000   | 1,248    | \$324.52   | -25%     | N/A      | N/A          | N/A       | N/A           |
| 89025         | N/A          | N/A              | N/A          | N/A             | 0%         | N/A       | N/A              | N/A       | N/A              | 89128    | 30         | \$481,019   | 2,150    | \$228.86   | -13%     | N/A      | N/A          | N/A       | N/A           |
| 89027         | 19           | \$388,368        | 1,695        | \$233.67        | -7%        | N/A       | N/A              | N/A       | N/A              | 89129    | 64         | \$485,697   | 2,208    | \$226.41   | -10%     | 2        | \$357,250    | 2         | \$468,250     |
| 89029         | 8            | \$318,625        | 1,621        | \$198.04        | 5%         | N/A       | N/A              | N/A       | N/A              | 89130    | 43         | \$423,599   | 1,864    | \$233.31   | -2%      | N/A      | N/A          | N/A       | N/A           |
| 89030         | 24           | \$255,192        | 1,252        | \$211.42        | -15%       | N/A       | N/A              | N/A       | N/A              | 89131    | 48         | \$622,787   | 2,748    | \$226.35   | -8%      | N/A      | N/A          | N/A       | N/A           |
| 89031         | 83           | \$397,876        | 1,848        | \$223.32        | -5%        | 2         | \$305,170        | 5         | \$378,230        | 89134    | 57         | \$493,425   | 1,884    | \$264.51   | -20%     | N/A      | N/A          | 1         | \$430,000     |
| 89032         | 51           | \$367,159        | 1,745        | \$216.48        | -8%        | N/A       | N/A              | N/A       | N/A              | 89135    | 48         | \$1,020,563 | 2,653    | \$353.01   | -10%     | N/A      | N/A          | N/A       | N/A           |
| 89034         | 9            | \$439,611        | 1,671        | \$261.95        | -5%        | N/A       | N/A              | N/A       | N/A              | 89138    | 75         | \$832,724   | 2,523    | \$330.76   | -5%      | N/A      | N/A          | 1         | \$946,000     |
| 89039         | N/A          | N/A              | N/A          | N/A             | 0%         | N/A       | N/A              | N/A       | N/A              | 89139    | 63         | \$473,712   | 2,250    | \$217.99   | -10%     | 1        | \$331,000    | N/A       | N/A           |
| 89040         | 6            | \$241,154        | 1,425        | \$177.58        | 6%         | N/A       | N/A              | N/A       | N/A              | 89141    | 97         | \$638,655   | 2,537    | \$244.69   | -1%      | 1        | \$336,000    | N/A       | N/A           |
| 89044         | 104          | \$526,792        | 2,110        | \$253.71        | -7%        | N/A       | N/A              | N/A       | N/A              | 89142    | 21         | \$349,610   | 1,628    | \$219.54   | -7%      | N/A      | N/A          | N/A       | N/A           |
| 89046         | N/A          | N/A              | N/A          | N/A             | 0%         | N/A       | N/A              | N/A       | N/A              | 89143    | 41         | \$488,649   | 2,084    | \$240.85   | -2%      | N/A      | N/A          | N/A       | N/A           |
| 89052         | 58           | \$625,961        | 2,266        | \$276.44        | -16%       | 1         | \$417,000        | 1         | \$460,000        | 89144    | 15         | \$591,804   | 2,089    | \$286.34   | -16%     | 1        | \$665,762    | N/A       | N/A           |
| 89054         | N/A          | N/A              | N/A          | N/A             | 0%         | N/A       | N/A              | N/A       | N/A              | 89145    | 23         | \$433,637   | 1,862    | \$232.89   | -16%     | N/A      | N/A          | N/A       | N/A           |
| 89074         | 52           | \$572,547        | 2,401        | \$244.04        | -9%        | N/A       | N/A              | 2         | \$426,000        | 89146    | 7          | \$375,365   | 1,993    | \$193.26   | -36%     | N/A      | N/A          | N/A       | N/A           |
| 89081         | 52           | \$390,555        | 2,069        | \$194.12        | -13%       | N/A       | N/A              | N/A       | N/A              | 89147    | 37         | \$413,337   | 1,984    | \$222.70   | -12%     | 1        | \$298,000    | 2         | \$395,000     |
| 89084         | 59           | \$440,813        | 2,133        | \$214.94        | -2%        | 1         | \$299,040        | N/A       | N/A              | 89148    | 65         | \$574,489   | 2,129    | \$252.07   | -8%      | 1        | \$336,000    | N/A       | N/A           |
| 89085         | 4            | \$564,844        | 3,158        | \$183.69        | -10%       | N/A       | N/A              | N/A       | N/A              | 89149    | 73         | \$630,166   | 2,545    | \$240.21   | -11%     | 1        | \$714,124    | 2         | \$455,500     |
| 89086         | 32           | \$419,699        | 1,870        | \$229.18        | -2%        | N/A       | N/A              | N/A       | N/A              | 89155    | N/A        | N/A         | N/A      | N/A        | 0%       | N/A      | N/A          | N/A       | N/A           |
| 89101         | 11           | \$275,011        | 1,281        | \$226.33        | -6%        | N/A       | N/A              | N/A       | N/A              | 89156    | 27         | \$338,314   | 1,717    | \$203.69   | -6%      | 1        | \$279,424    | 3         | \$336,497     |
| 89102         | 14           | \$349,812        | 1,765        | \$201.56        | -30%       | N/A       | N/A              | N/A       | N/A              | 89158    | N/A        | N/A         | N/A      | N/A        | 0%       | N/A      | N/A          | N/A       | N/A           |
| 89103         | 18           | \$388,139        | 1,741        | \$225.87        | -8%        | N/A       | N/A              | N/A       | N/A              | 89161    | 1          | \$637,000   | 1,501    | \$424.38   | 0%       | N/A      | N/A          | N/A       | N/A           |
| 89104         | 20           | \$378,835        | 1,712        | \$224.23        | -4%        | 1         | \$306,264        | N/A       | N/A              | 89166    | 117        | \$539,359   | 2,298    | \$237.59   | -5%      | N/A      | N/A          | N/A       | N/A           |
| 89106         | 20           | \$309,525        | 1,394        | \$226.93        | 4%         | 1         | \$236,181        | N/A       | N/A              | 89169    | 6          | \$477,083   | 2,133    | \$228.41   | -15%     | N/A      | N/A          | N/A       | N/A           |
| 89107         | 29           | \$402,135        | 1,747        | \$229.44        | -1%        | N/A       | N/A              | 1         | \$315,000        | 89178    | 76         | \$492,405   | 2,261    | \$221.42   | -10%     | 2        | \$433,250    | N/A       | N/A           |
| 89108         | 36           | \$347,138        | 1,618        | \$220.46        | -9%        | 1         | \$270,492        | 1         | \$279,000        | 89179    | 7          | \$417,991   | 2,048    | \$206.66   | -15%     | N/A      | N/A          | N/A       | N/A           |
| 89109         | 1            | \$645,000        | 2,425        | \$265.98        | 14%        | N/A       | N/A              | N/A       | N/A              | 89183    | 35         | \$503,264   | 2,175    | \$238.69   | -8%      | 1        | \$441,868    | 1         | \$330,000     |
| <b>Totals</b> | <b>2,454</b> | <b>\$514,837</b> | <b>2,120</b> | <b>\$240.47</b> | <b>-1%</b> | <b>33</b> | <b>\$345,255</b> | <b>30</b> | <b>\$405,550</b> |          |            |             |          |            |          |          |              |           |               |

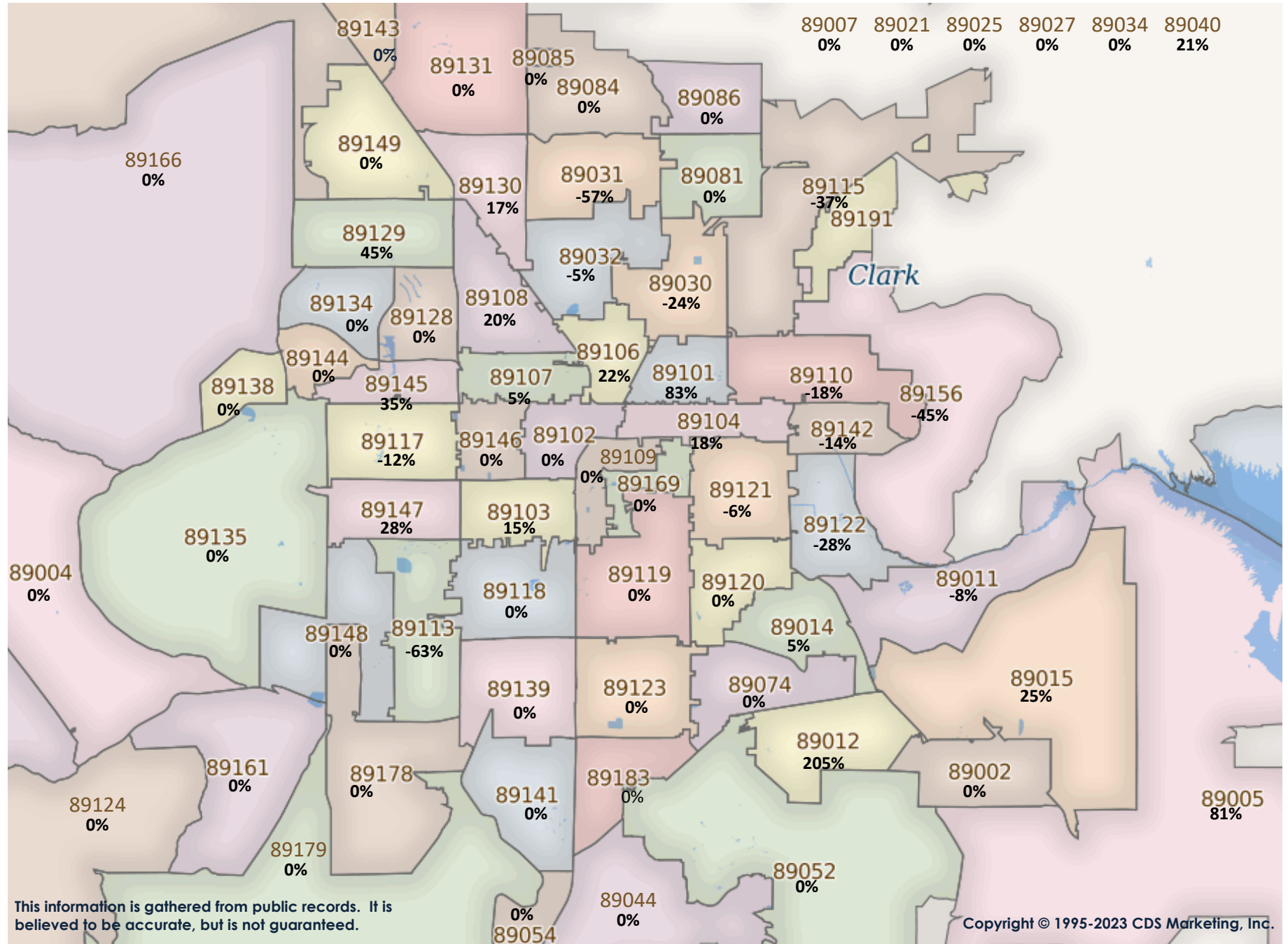
All information is based on public records. It is believed to be accurate, but is not guaranteed. All data is subject to change.  
YOY Diff is the difference between this month this year and this month last year. TD and REO sales are not included in Full Sales.

Clark County  
Year Over Year  
April



# Chicago Title

\$50K-\$249K  
SFR Activity  
2023 VS 2022



This information is gathered from public records. It is believed to be accurate, but is not guaranteed.

Copyright © 1995-2023 CDS Marketing, Inc.

Clark County  
Year Over Year  
April



\$50K-\$249K  
SFR Activity  
2023 VS 2022

| Zip Code      | Full Sales | Avg Price        | Avg Sqft     | Avg \$Sqft      | YOY Diff   | TD Sales | TD Avg Price     | REO Sales | REO Avg Price    | Zip Code | Full Sales | Avg Price | Avg Sqft | Avg \$Sqft | YOY Diff | TD Sales | TD Avg Price | REO Sales | REO Avg Price |
|---------------|------------|------------------|--------------|-----------------|------------|----------|------------------|-----------|------------------|----------|------------|-----------|----------|------------|----------|----------|--------------|-----------|---------------|
| 89002         | N/A        | N/A              | N/A          | N/A             | 0%         | N/A      | N/A              | N/A       | N/A              | 89110    | 5          | \$193,299 | 1,586    | \$141.86   | -18%     | N/A      | N/A          | N/A       | N/A           |
| 89004         | N/A        | N/A              | N/A          | N/A             | 0%         | N/A      | N/A              | N/A       | N/A              | 89113    | 1          | \$74,181  | 1,309    | \$56.67    | -63%     | N/A      | N/A          | N/A       | N/A           |
| 89005         | 1          | \$220,000        | 1,388        | \$158.50        | 81%        | N/A      | N/A              | N/A       | N/A              | 89115    | 3          | \$166,000 | 1,261    | \$133.60   | -37%     | 1        | \$232,000    | N/A       | N/A           |
| 89007         | N/A        | N/A              | N/A          | N/A             | 0%         | N/A      | N/A              | N/A       | N/A              | 89117    | 2          | \$180,750 | 1,777    | \$130.16   | -12%     | N/A      | N/A          | N/A       | N/A           |
| 89011         | 1          | \$247,634        | 2,377        | \$104.18        | -8%        | N/A      | N/A              | 1         | \$225,000        | 89118    | N/A        | N/A       | N/A      | N/A        | 0%       | N/A      | N/A          | N/A       | N/A           |
| 89012         | 1          | \$215,000        | 1,052        | \$204.37        | 205%       | N/A      | N/A              | N/A       | N/A              | 89119    | N/A        | N/A       | N/A      | N/A        | 0%       | N/A      | N/A          | N/A       | N/A           |
| 89014         | 1          | \$238,000        | 1,220        | \$195.08        | 5%         | N/A      | N/A              | N/A       | N/A              | 89120    | N/A        | N/A       | N/A      | N/A        | 0%       | N/A      | N/A          | N/A       | N/A           |
| 89015         | 4          | \$209,250        | 796          | \$272.26        | 25%        | N/A      | N/A              | N/A       | N/A              | 89121    | 5          | \$144,598 | 1,598    | \$88.81    | -6%      | N/A      | N/A          | N/A       | N/A           |
| 89018         | 1          | \$185,000        | 1,296        | \$142.75        | 0%         | N/A      | N/A              | N/A       | N/A              | 89122    | 9          | \$133,013 | 1,238    | \$113.23   | -28%     | N/A      | N/A          | N/A       | N/A           |
| 89019         | 2          | \$181,500        | 1,380        | \$142.78        | 5%         | N/A      | N/A              | N/A       | N/A              | 89123    | N/A        | N/A       | N/A      | N/A        | 0%       | N/A      | N/A          | N/A       | N/A           |
| 89021         | N/A        | N/A              | N/A          | N/A             | 0%         | N/A      | N/A              | N/A       | N/A              | 89124    | N/A        | N/A       | N/A      | N/A        | 0%       | N/A      | N/A          | N/A       | N/A           |
| 89025         | N/A        | N/A              | N/A          | N/A             | 0%         | N/A      | N/A              | N/A       | N/A              | 89128    | N/A        | N/A       | N/A      | N/A        | 0%       | N/A      | N/A          | N/A       | N/A           |
| 89027         | N/A        | N/A              | N/A          | N/A             | 0%         | N/A      | N/A              | N/A       | N/A              | 89129    | 1          | \$199,969 | 1,190    | \$168.04   | 45%      | N/A      | N/A          | N/A       | N/A           |
| 89029         | 3          | \$230,333        | 1,217        | \$194.84        | 24%        | N/A      | N/A              | N/A       | N/A              | 89130    | 2          | \$210,750 | 1,624    | \$129.65   | 17%      | N/A      | N/A          | N/A       | N/A           |
| 89030         | 11         | \$182,329        | 1,215        | \$164.37        | -24%       | N/A      | N/A              | N/A       | N/A              | 89131    | N/A        | N/A       | N/A      | N/A        | 0%       | N/A      | N/A          | N/A       | N/A           |
| 89031         | 1          | \$64,500         | 1,096        | \$58.85         | -57%       | 1        | \$242,200        | N/A       | N/A              | 89134    | N/A        | N/A       | N/A      | N/A        | 0%       | N/A      | N/A          | N/A       | N/A           |
| 89032         | 2          | \$208,755        | 1,548        | \$134.49        | -5%        | N/A      | N/A              | N/A       | N/A              | 89135    | N/A        | N/A       | N/A      | N/A        | 0%       | N/A      | N/A          | N/A       | N/A           |
| 89034         | N/A        | N/A              | N/A          | N/A             | 0%         | N/A      | N/A              | N/A       | N/A              | 89138    | N/A        | N/A       | N/A      | N/A        | 0%       | N/A      | N/A          | N/A       | N/A           |
| 89039         | N/A        | N/A              | N/A          | N/A             | 0%         | N/A      | N/A              | N/A       | N/A              | 89139    | N/A        | N/A       | N/A      | N/A        | 0%       | N/A      | N/A          | N/A       | N/A           |
| 89040         | 4          | \$220,481        | 1,324        | \$177.11        | 21%        | N/A      | N/A              | N/A       | N/A              | 89141    | N/A        | N/A       | N/A      | N/A        | 0%       | N/A      | N/A          | N/A       | N/A           |
| 89044         | N/A        | N/A              | N/A          | N/A             | 0%         | N/A      | N/A              | N/A       | N/A              | 89142    | 3          | \$210,434 | 1,397    | \$151.73   | -14%     | N/A      | N/A          | N/A       | N/A           |
| 89046         | N/A        | N/A              | N/A          | N/A             | 0%         | N/A      | N/A              | N/A       | N/A              | 89143    | N/A        | N/A       | N/A      | N/A        | 0%       | N/A      | N/A          | N/A       | N/A           |
| 89052         | N/A        | N/A              | N/A          | N/A             | 0%         | N/A      | N/A              | N/A       | N/A              | 89144    | 1          | \$241,057 | 1,495    | \$161.24   | 0%       | N/A      | N/A          | N/A       | N/A           |
| 89054         | N/A        | N/A              | N/A          | N/A             | 0%         | N/A      | N/A              | N/A       | N/A              | 89145    | 1          | \$200,000 | 1,437    | \$139.18   | 35%      | N/A      | N/A          | N/A       | N/A           |
| 89074         | N/A        | N/A              | N/A          | N/A             | 0%         | N/A      | N/A              | N/A       | N/A              | 89146    | 2          | \$220,000 | 1,474    | \$149.50   | 0%       | N/A      | N/A          | N/A       | N/A           |
| 89081         | N/A        | N/A              | N/A          | N/A             | 0%         | N/A      | N/A              | N/A       | N/A              | 89147    | 2          | \$146,550 | 2,734    | \$118.65   | 28%      | N/A      | N/A          | N/A       | N/A           |
| 89084         | N/A        | N/A              | N/A          | N/A             | 0%         | N/A      | N/A              | N/A       | N/A              | 89148    | N/A        | N/A       | N/A      | N/A        | 0%       | N/A      | N/A          | N/A       | N/A           |
| 89085         | N/A        | N/A              | N/A          | N/A             | 0%         | N/A      | N/A              | N/A       | N/A              | 89149    | 1          | \$131,000 | 1,437    | \$91.16    | 0%       | N/A      | N/A          | N/A       | N/A           |
| 89086         | N/A        | N/A              | N/A          | N/A             | 0%         | N/A      | N/A              | N/A       | N/A              | 89155    | N/A        | N/A       | N/A      | N/A        | 0%       | N/A      | N/A          | N/A       | N/A           |
| 89101         | 4          | \$157,845        | 1,216        | \$140.99        | 83%        | N/A      | N/A              | N/A       | N/A              | 89156    | 2          | \$175,000 | 1,566    | \$111.48   | -45%     | N/A      | N/A          | 1         | \$221,490     |
| 89102         | 3          | \$202,122        | 1,253        | \$162.59        | 0%         | N/A      | N/A              | N/A       | N/A              | 89158    | N/A        | N/A       | N/A      | N/A        | 0%       | N/A      | N/A          | N/A       | N/A           |
| 89103         | 1          | \$215,000        | 1,814        | \$118.52        | 15%        | N/A      | N/A              | N/A       | N/A              | 89161    | N/A        | N/A       | N/A      | N/A        | 0%       | N/A      | N/A          | N/A       | N/A           |
| 89104         | 2          | \$245,000        | 1,526        | \$160.70        | 18%        | N/A      | N/A              | N/A       | N/A              | 89166    | N/A        | N/A       | N/A      | N/A        | 0%       | N/A      | N/A          | N/A       | N/A           |
| 89106         | 5          | \$195,700        | 1,231        | \$166.45        | 22%        | 1        | \$236,181        | N/A       | N/A              | 89169    | N/A        | N/A       | N/A      | N/A        | 0%       | N/A      | N/A          | N/A       | N/A           |
| 89107         | 5          | \$217,126        | 1,650        | \$132.98        | 5%         | N/A      | N/A              | N/A       | N/A              | 89178    | N/A        | N/A       | N/A      | N/A        | 0%       | N/A      | N/A          | N/A       | N/A           |
| 89108         | 5          | \$173,191        | 1,191        | \$150.85        | 20%        | N/A      | N/A              | N/A       | N/A              | 89179    | 1          | \$170,940 | 1,676    | \$101.99   | 0%       | N/A      | N/A          | N/A       | N/A           |
| 89109         | N/A        | N/A              | N/A          | N/A             | 0%         | N/A      | N/A              | N/A       | N/A              | 89183    | 1          | \$140,000 | 2,523    | \$55.49    | 0%       | N/A      | N/A          | N/A       | N/A           |
| <b>Totals</b> | <b>99</b>  | <b>\$184,628</b> | <b>1,395</b> | <b>\$145.78</b> | <b>81%</b> | <b>3</b> | <b>\$236,794</b> | <b>2</b>  | <b>\$223,245</b> |          |            |           |          |            |          |          |              |           |               |

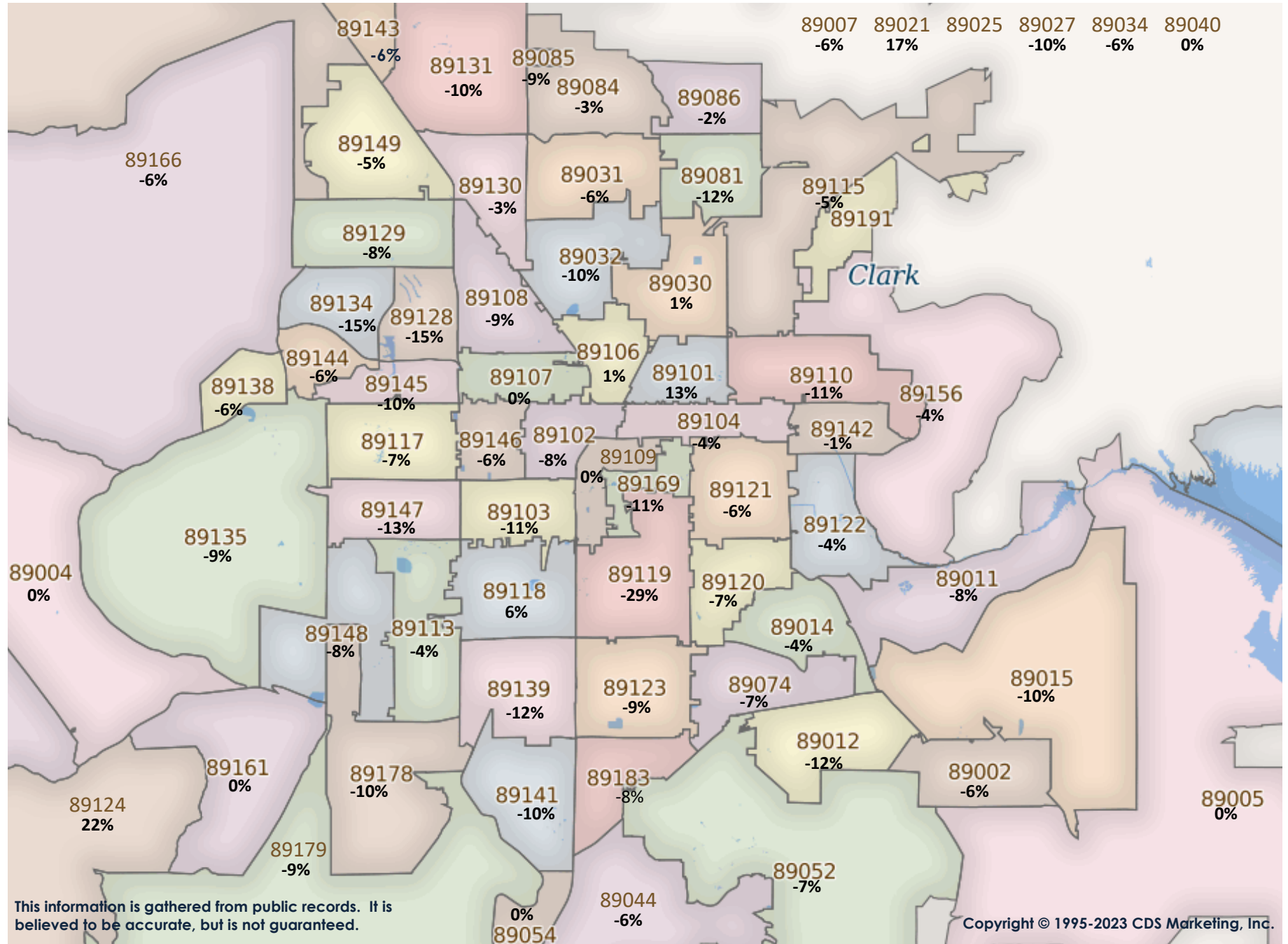
All information is based on public records. It is believed to be accurate, but is not guaranteed. All data is subject to change.  
YOY Diff is the difference between this month this year and this month last year. TD and REO sales are not included in Full Sales.

Clark County  
Year Over Year  
April



# Chicago Title

\$250K to \$699K  
SFR Activity  
2023 VS 2022



This information is gathered from public records. It is believed to be accurate, but is not guaranteed.

Copyright © 1995-2023 CDS Marketing, Inc.

Clark County  
Year Over Year  
April



\$250K to \$699K  
SFR Activity  
2023 VS 2022

| Zip Code | Full Sales | Avg Price | Avg Sqft | Avg \$Sqft | YOY Diff | TD Sales | TD Avg Price | REO Sales | REO Avg Price |
|----------|------------|-----------|----------|------------|----------|----------|--------------|-----------|---------------|
| 89002    | 34         | \$435,551 | 1,961    | \$229.65   | -6%      | 1        | \$380,000    | N/A       | N/A           |
| 89004    | N/A        | N/A       | N/A      | N/A        | 0%       | N/A      | N/A          | N/A       | N/A           |
| 89005    | 11         | \$446,045 | 1,475    | \$305.56   | 0%       | N/A      | N/A          | N/A       | N/A           |
| 89007    | N/A        | N/A       | N/A      | N/A        | 0%       | N/A      | N/A          | N/A       | N/A           |
| 89011    | 67         | \$484,937 | 2,082    | \$240.31   | -8%      | 2        | \$308,299    | 1         | \$499,999     |
| 89012    | 32         | \$470,546 | 1,999    | \$247.54   | -12%     | N/A      | N/A          | N/A       | N/A           |
| 89014    | 16         | \$446,622 | 1,877    | \$243.42   | -4%      | 1        | \$281,251    | 2         | \$422,000     |
| 89015    | 31         | \$377,803 | 1,605    | \$242.17   | -10%     | N/A      | N/A          | N/A       | N/A           |
| 89018    | 1          | \$336,578 | 1,533    | \$219.56   | 56%      | N/A      | N/A          | N/A       | N/A           |
| 89019    | N/A        | N/A       | N/A      | N/A        | N/A      | N/A      | N/A          | N/A       | N/A           |
| 89021    | 6          | \$497,408 | 2,118    | \$251.94   | 17%      | 1        | \$277,564    | N/A       | N/A           |
| 89025    | N/A        | N/A       | N/A      | N/A        | N/A      | N/A      | N/A          | N/A       | N/A           |
| 89027    | 18         | \$364,111 | 1,599    | \$233.26   | -10%     | N/A      | N/A          | N/A       | N/A           |
| 89029    | 5          | \$371,600 | 1,863    | \$199.95   | 6%       | N/A      | N/A          | N/A       | N/A           |
| 89030    | 13         | \$316,846 | 1,284    | \$251.23   | 1%       | N/A      | N/A          | N/A       | N/A           |
| 89031    | 81         | \$396,991 | 1,839    | \$225.10   | -6%      | 1        | \$368,139    | 5         | \$378,230     |
| 89032    | 49         | \$373,624 | 1,753    | \$219.83   | -10%     | N/A      | N/A          | N/A       | N/A           |
| 89034    | 8          | \$400,938 | 1,566    | \$257.41   | -6%      | N/A      | N/A          | N/A       | N/A           |
| 89039    | N/A        | N/A       | N/A      | N/A        | 0%       | N/A      | N/A          | N/A       | N/A           |
| 89040    | 2          | \$282,500 | 1,628    | \$178.52   | 0%       | N/A      | N/A          | N/A       | N/A           |
| 89044    | 97         | \$503,691 | 2,050    | \$251.16   | -6%      | N/A      | N/A          | N/A       | N/A           |
| 89046    | N/A        | N/A       | N/A      | N/A        | N/A      | N/A      | N/A          | N/A       | N/A           |
| 89052    | 44         | \$488,653 | 1,927    | \$260.50   | -7%      | 1        | \$417,000    | 1         | \$460,000     |
| 89054    | N/A        | N/A       | N/A      | N/A        | 0%       | N/A      | N/A          | N/A       | N/A           |
| 89074    | 42         | \$495,153 | 2,080    | \$245.21   | -7%      | N/A      | N/A          | 2         | \$426,000     |
| 89081    | 52         | \$390,555 | 2,069    | \$194.12   | -12%     | N/A      | N/A          | N/A       | N/A           |
| 89084    | 59         | \$440,813 | 2,133    | \$214.93   | -3%      | 1        | \$299,040    | N/A       | N/A           |
| 89085    | 4          | \$564,844 | 3,158    | \$183.69   | -9%      | N/A      | N/A          | N/A       | N/A           |
| 89086    | 33         | \$418,220 | 1,869    | \$228.34   | -2%      | N/A      | N/A          | N/A       | N/A           |
| 89101    | 7          | \$341,964 | 1,318    | \$275.10   | 13%      | N/A      | N/A          | N/A       | N/A           |
| 89102    | 11         | \$390,091 | 1,905    | \$212.19   | -8%      | N/A      | N/A          | N/A       | N/A           |
| 89103    | 16         | \$377,906 | 1,678    | \$229.79   | -11%     | N/A      | N/A          | N/A       | N/A           |
| 89104    | 18         | \$393,706 | 1,733    | \$231.29   | -4%      | 1        | \$306,264    | N/A       | N/A           |
| 89106    | 15         | \$347,467 | 1,448    | \$247.10   | 1%       | N/A      | N/A          | N/A       | N/A           |
| 89107    | 21         | \$354,823 | 1,565    | \$237.07   | 0%       | N/A      | N/A          | 1         | \$315,000     |
| 89108    | 30         | \$362,200 | 1,645    | \$230.75   | -9%      | 1        | \$270,492    | 1         | \$279,000     |
| 89109    | 1          | \$645,000 | 2,425    | \$265.98   | 0%       | N/A      | N/A          | N/A       | N/A           |

| Zip Code      | Full Sales   | Avg Price        | Avg Sqft     | Avg \$Sqft      | YOY Diff   | TD Sales  | TD Avg Price     | REO Sales | REO Avg Price    |
|---------------|--------------|------------------|--------------|-----------------|------------|-----------|------------------|-----------|------------------|
| 89110         | 31           | \$399,710        | 2,078        | \$204.65        | -11%       | 1         | \$330,000        | N/A       | N/A              |
| 89113         | 99           | \$494,593        | 2,157        | \$236.24        | -4%        | N/A       | N/A              | N/A       | N/A              |
| 89115         | 27           | \$334,237        | 1,549        | \$222.69        | -5%        | N/A       | N/A              | 1         | \$355,000        |
| 89117         | 33           | \$485,175        | 2,125        | \$235.59        | -7%        | 1         | \$319,500        | N/A       | N/A              |
| 89118         | 16           | \$453,241        | 1,977        | \$236.52        | 6%         | N/A       | N/A              | N/A       | N/A              |
| 89119         | 7            | \$350,000        | 1,848        | \$212.47        | -29%       | 1         | \$282,100        | N/A       | N/A              |
| 89120         | 21           | \$426,609        | 1,835        | \$238.71        | -7%        | N/A       | N/A              | 1         | \$317,363        |
| 89121         | 48           | \$362,523        | 1,831        | \$205.06        | -6%        | N/A       | N/A              | 1         | \$410,000        |
| 89122         | 36           | \$344,621        | 1,537        | \$228.97        | -4%        | 4         | \$297,227        | 1         | \$365,000        |
| 89123         | 45           | \$458,810        | 2,034        | \$233.49        | -9%        | 1         | \$363,000        | N/A       | N/A              |
| 89124         | 1            | \$405,000        | 1,248        | \$324.52        | 22%        | N/A       | N/A              | N/A       | N/A              |
| 89128         | 27           | \$422,614        | 2,018        | \$221.22        | -15%       | N/A       | N/A              | N/A       | N/A              |
| 89129         | 54           | \$432,672        | 1,978        | \$227.34        | -8%        | 2         | \$357,250        | 2         | \$468,250        |
| 89130         | 42           | \$432,544        | 1,886        | \$236.31        | -3%        | N/A       | N/A              | N/A       | N/A              |
| 89131         | 32           | \$479,261        | 2,226        | \$216.52        | -10%       | N/A       | N/A              | N/A       | N/A              |
| 89134         | 54           | \$474,587        | 1,830        | \$263.01        | -15%       | N/A       | N/A              | 1         | \$430,000        |
| 89135         | 24           | \$513,063        | 1,850        | \$280.53        | -9%        | N/A       | N/A              | N/A       | N/A              |
| 89138         | 32           | \$562,341        | 1,961        | \$297.19        | -6%        | N/A       | N/A              | N/A       | N/A              |
| 89139         | 61           | \$460,719        | 2,196        | \$217.78        | -12%       | 1         | \$331,000        | N/A       | N/A              |
| 89141         | 85           | \$495,677        | 2,332        | \$217.79        | -10%       | 1         | \$336,000        | N/A       | N/A              |
| 89142         | 18           | \$372,806        | 1,666        | \$230.84        | -1%        | N/A       | N/A              | N/A       | N/A              |
| 89143         | 36           | \$445,109        | 1,938        | \$233.81        | -6%        | N/A       | N/A              | N/A       | N/A              |
| 89144         | 8            | \$433,625        | 1,500        | \$294.98        | -6%        | 1         | \$665,762        | N/A       | N/A              |
| 89145         | 21           | \$393,983        | 1,724        | \$234.66        | -10%       | N/A       | N/A              | N/A       | N/A              |
| 89146         | 5            | \$437,511        | 2,200        | \$210.77        | -6%        | N/A       | N/A              | N/A       | N/A              |
| 89147         | 35           | \$428,582        | 1,942        | \$228.64        | -13%       | 1         | \$298,000        | 2         | \$395,000        |
| 89148         | 57           | \$451,435        | 1,958        | \$235.73        | -8%        | 1         | \$336,000        | N/A       | N/A              |
| 89149         | 49           | \$454,619        | 2,067        | \$225.02        | -5%        | N/A       | N/A              | 2         | \$455,500        |
| 89155         | N/A          | N/A              | N/A          | N/A             | 0%         | N/A       | N/A              | N/A       | N/A              |
| 89156         | 25           | \$351,379        | 1,730        | \$211.07        | -4%        | 1         | \$279,424        | 2         | \$394,000        |
| 89158         | N/A          | N/A              | N/A          | N/A             | 0%         | N/A       | N/A              | N/A       | N/A              |
| 89161         | 1            | \$637,000        | 1,501        | \$424.38        | 0%         | N/A       | N/A              | N/A       | N/A              |
| 89166         | 99           | \$487,112        | 2,149        | \$231.11        | -6%        | N/A       | N/A              | N/A       | N/A              |
| 89169         | 5            | \$418,500        | 1,980        | \$220.91        | -11%       | N/A       | N/A              | N/A       | N/A              |
| 89178         | 68           | \$457,247        | 2,105        | \$221.45        | -10%       | 2         | \$433,250        | N/A       | N/A              |
| 89179         | 6            | \$459,167        | 2,110        | \$224.11        | -9%        | N/A       | N/A              | N/A       | N/A              |
| 89183         | 29           | \$445,560        | 1,930        | \$240.87        | -8%        | 1         | \$441,868        | 1         | \$330,000        |
| <b>Totals</b> | <b>2,061</b> | <b>\$441,667</b> | <b>1,959</b> | <b>\$232.83</b> | <b>-6%</b> | <b>29</b> | <b>\$343,755</b> | <b>27</b> | <b>\$399,037</b> |

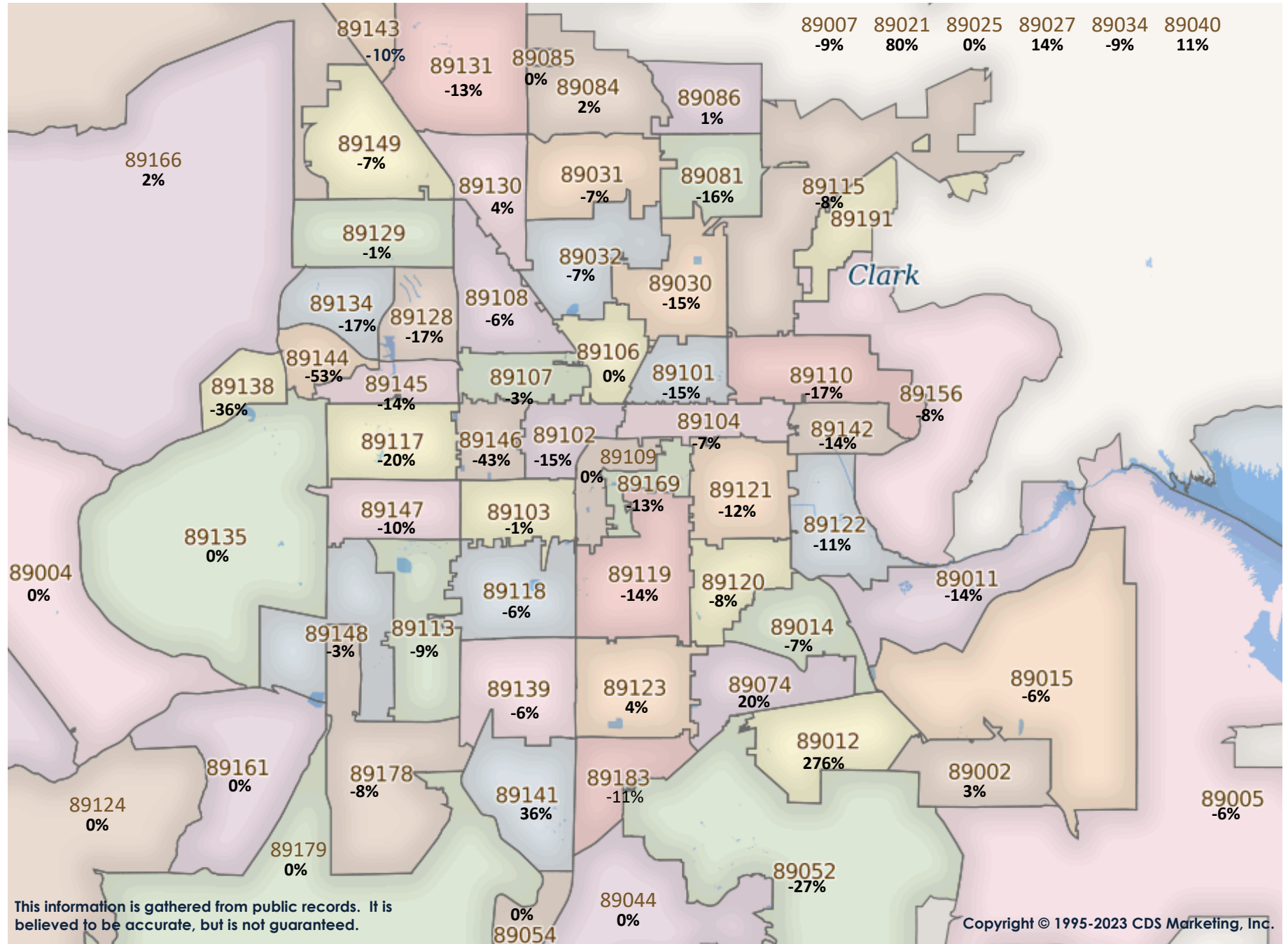
All information is based on public records. It is believed to be accurate, but is not guaranteed. All data is subject to change.  
YOY Diff is the difference between this month this year and this month last year. TD and REO sales are not included in Full Sales.

Clark County  
Year Over Year  
April



# Chicago Title

\$399K or Less  
SFR Activity  
2023 VS 2022



This information is gathered from public records. It is believed to be accurate, but is not guaranteed.

Copyright © 1995-2023 CDS Marketing, Inc.

Clark County  
Year Over Year  
April



\$399K or Less  
SFR Activity  
2023 VS 2022

| Zip Code      | Full Sales | Avg Price        | Avg Sqft     | Avg \$Sqft      | YOY Diff  | TD Sales  | TD Avg Price     | REO Sales | REO Avg Price    | Zip Code | Full Sales | Avg Price | Avg Sqft | Avg \$Sqft | YOY Diff | TD Sales | TD Avg Price | REO Sales | REO Avg Price |
|---------------|------------|------------------|--------------|-----------------|-----------|-----------|------------------|-----------|------------------|----------|------------|-----------|----------|------------|----------|----------|--------------|-----------|---------------|
| 89002         | 14         | \$357,779        | 1,635        | \$223.95        | 3%        | 1         | \$380,000        | N/A       | N/A              | 89110    | 25         | \$305,780 | 1,620    | \$198.47   | -17%     | 1        | \$330,000    | N/A       | N/A           |
| 89004         | N/A        | N/A              | N/A          | N/A             | 0%        | N/A       | N/A              | N/A       | N/A              | 89113    | 8          | \$333,983 | 1,467    | \$226.13   | -9%      | N/A      | N/A          | N/A       | N/A           |
| 89005         | 6          | \$315,833        | 1,272        | \$257.39        | -6%       | N/A       | N/A              | N/A       | N/A              | 89115    | 25         | \$297,296 | 1,383    | \$217.32   | -8%      | 1        | \$232,000    | 1         | \$355,000     |
| 89007         | N/A        | N/A              | N/A          | N/A             | 0%        | N/A       | N/A              | N/A       | N/A              | 89117    | 11         | \$332,525 | 1,715    | \$208.90   | -20%     | 1        | \$319,500    | N/A       | N/A           |
| 89011         | 18         | \$340,052        | 1,513        | \$239.27        | -14%      | 2         | \$308,299        | 1         | \$225,000        | 89118    | 6          | \$335,000 | 1,356    | \$252.96   | -6%      | N/A      | N/A          | N/A       | N/A           |
| 89012         | 9          | \$357,985        | 1,494        | \$252.39        | 276%      | N/A       | N/A              | N/A       | N/A              | 89119    | 5          | \$305,000 | 1,498    | \$228.19   | -14%     | 1        | \$282,100    | N/A       | N/A           |
| 89014         | 5          | \$341,450        | 1,487        | \$228.00        | -7%       | 1         | \$281,251        | 1         | \$394,000        | 89120    | 8          | \$350,813 | 1,603    | \$227.22   | -8%      | N/A      | N/A          | 1         | \$317,363     |
| 89015         | 24         | \$314,579        | 1,294        | \$251.27        | -6%       | N/A       | N/A              | N/A       | N/A              | 89121    | 42         | \$309,455 | 1,708    | \$188.41   | -12%     | N/A      | N/A          | N/A       | N/A           |
| 89018         | 2          | \$260,789        | 1,414        | \$181.15        | 0%        | N/A       | N/A              | N/A       | N/A              | 89122    | 42         | \$291,868 | 1,440    | \$204.32   | -11%     | 4        | \$297,227    | 1         | \$365,000     |
| 89019         | 2          | \$181,500        | 1,380        | \$142.78        | 3%        | N/A       | N/A              | N/A       | N/A              | 89123    | 14         | \$364,869 | 1,533    | \$244.93   | 4%       | 1        | \$363,000    | N/A       | N/A           |
| 89021         | 1          | \$395,000        | 1,296        | \$304.78        | 80%       | 1         | \$277,564        | N/A       | N/A              | 89124    | N/A        | N/A       | N/A      | N/A        | 0%       | N/A      | N/A          | N/A       | N/A           |
| 89025         | N/A        | N/A              | N/A          | N/A             | 0%        | N/A       | N/A              | N/A       | N/A              | 89128    | 11         | \$335,607 | 1,591    | \$232.27   | -17%     | N/A      | N/A          | N/A       | N/A           |
| 89027         | 13         | \$334,538        | 1,429        | \$238.02        | 14%       | N/A       | N/A              | N/A       | N/A              | 89129    | 25         | \$351,684 | 1,488    | \$239.85   | -1%      | 1        | \$274,500    | N/A       | N/A           |
| 89029         | 7          | \$294,857        | 1,517        | \$196.82        | 5%        | N/A       | N/A              | N/A       | N/A              | 89130    | 18         | \$350,278 | 1,610    | \$227.32   | 4%       | N/A      | N/A          | N/A       | N/A           |
| 89030         | 24         | \$255,192        | 1,252        | \$211.42        | -15%      | N/A       | N/A              | N/A       | N/A              | 89131    | 7          | \$347,429 | 1,596    | \$222.44   | -13%     | N/A      | N/A          | N/A       | N/A           |
| 89031         | 47         | \$349,495        | 1,556        | \$229.40        | -7%       | 2         | \$305,170        | 3         | \$342,083        | 89134    | 15         | \$367,253 | 1,403    | \$264.57   | -17%     | N/A      | N/A          | N/A       | N/A           |
| 89032         | 41         | \$351,637        | 1,607        | \$222.58        | -7%       | N/A       | N/A              | N/A       | N/A              | 89135    | N/A        | N/A       | N/A      | N/A        | 0%       | N/A      | N/A          | N/A       | N/A           |
| 89034         | 3          | \$329,000        | 1,410        | \$233.34        | -9%       | N/A       | N/A              | N/A       | N/A              | 89138    | 1          | \$266,500 | 2,826    | \$94.30    | -36%     | N/A      | N/A          | N/A       | N/A           |
| 89039         | N/A        | N/A              | N/A          | N/A             | 0%        | N/A       | N/A              | N/A       | N/A              | 89139    | 14         | \$346,272 | 1,541    | \$233.41   | -6%      | 1        | \$331,000    | N/A       | N/A           |
| 89040         | 6          | \$241,154        | 1,425        | \$177.58        | 11%       | N/A       | N/A              | N/A       | N/A              | 89141    | 6          | \$350,167 | 1,543    | \$229.90   | 36%      | 1        | \$336,000    | N/A       | N/A           |
| 89044         | 8          | \$375,389        | 1,364        | \$279.16        | 0%        | N/A       | N/A              | N/A       | N/A              | 89142    | 16         | \$306,925 | 1,400    | \$222.13   | -14%     | N/A      | N/A          | N/A       | N/A           |
| 89046         | N/A        | N/A              | N/A          | N/A             | 0%        | N/A       | N/A              | N/A       | N/A              | 89143    | 11         | \$380,716 | 1,699    | \$226.47   | -10%     | N/A      | N/A          | N/A       | N/A           |
| 89052         | 7          | \$353,024        | 1,391        | \$261.47        | -27%      | N/A       | N/A              | N/A       | N/A              | 89144    | 1          | \$241,057 | 1,495    | \$161.24   | -53%     | N/A      | N/A          | N/A       | N/A           |
| 89054         | N/A        | N/A              | N/A          | N/A             | 0%        | N/A       | N/A              | N/A       | N/A              | 89145    | 15         | \$335,310 | 1,477    | \$231.98   | -14%     | N/A      | N/A          | N/A       | N/A           |
| 89074         | 6          | \$372,574        | 1,503        | \$256.94        | 20%       | N/A       | N/A              | 1         | \$323,000        | 89146    | 5          | \$306,511 | 1,807    | \$180.69   | -43%     | N/A      | N/A          | N/A       | N/A           |
| 89081         | 27         | \$355,926        | 1,834        | \$199.00        | -16%      | N/A       | N/A              | N/A       | N/A              | 89147    | 15         | \$310,901 | 1,661    | \$220.22   | -10%     | 1        | \$298,000    | 1         | \$380,000     |
| 89084         | 22         | \$372,274        | 1,655        | \$232.36        | 2%        | 1         | \$299,040        | N/A       | N/A              | 89148    | 19         | \$340,470 | 1,411    | \$244.00   | -3%      | 1        | \$336,000    | N/A       | N/A           |
| 89085         | N/A        | N/A              | N/A          | N/A             | 0%        | N/A       | N/A              | N/A       | N/A              | 89149    | 24         | \$344,479 | 1,546    | \$227.76   | -7%      | N/A      | N/A          | N/A       | N/A           |
| 89086         | 14         | \$380,670        | 1,665        | \$232.74        | 1%        | N/A       | N/A              | N/A       | N/A              | 89155    | N/A        | N/A       | N/A      | N/A        | 0%       | N/A      | N/A          | N/A       | N/A           |
| 89101         | 9          | \$237,376        | 1,192        | \$205.44        | -15%      | N/A       | N/A              | N/A       | N/A              | 89156    | 21         | \$318,988 | 1,568    | \$207.83   | -8%      | 1        | \$279,424    | 2         | \$245,745     |
| 89102         | 7          | \$252,481        | 1,485        | \$174.91        | -15%      | N/A       | N/A              | N/A       | N/A              | 89158    | N/A        | N/A       | N/A      | N/A        | 0%       | N/A      | N/A          | N/A       | N/A           |
| 89103         | 10         | \$318,450        | 1,597        | \$207.62        | -1%       | N/A       | N/A              | N/A       | N/A              | 89161    | N/A        | N/A       | N/A      | N/A        | 0%       | N/A      | N/A          | N/A       | N/A           |
| 89104         | 13         | \$308,054        | 1,463        | \$213.86        | -7%       | 1         | \$306,264        | N/A       | N/A              | 89166    | 6          | \$380,656 | 1,687    | \$232.05   | 2%       | N/A      | N/A          | N/A       | N/A           |
| 89106         | 19         | \$291,605        | 1,384        | \$217.28        | 0%        | 1         | \$236,181        | N/A       | N/A              | 89169    | 3          | \$367,500 | 1,754    | \$223.19   | -13%     | N/A      | N/A          | N/A       | N/A           |
| 89107         | 24         | \$319,042        | 1,544        | \$217.12        | -3%       | N/A       | N/A              | 1         | \$315,000        | 89178    | 12         | \$364,202 | 1,660    | \$222.41   | -8%      | 1        | \$346,500    | N/A       | N/A           |
| 89108         | 27         | \$288,554        | 1,346        | \$220.66        | -6%       | 1         | \$270,492        | 1         | \$279,000        | 89179    | 2          | \$270,970 | 1,612    | \$170.91   | 0%       | N/A      | N/A          | N/A       | N/A           |
| 89109         | N/A        | N/A              | N/A          | N/A             | 0%        | N/A       | N/A              | N/A       | N/A              | 89183    | 16         | \$338,775 | 1,449    | \$246.83   | -11%     | N/A      | N/A          | 1         | \$330,000     |
| <b>Totals</b> | <b>864</b> | <b>\$327,888</b> | <b>1,524</b> | <b>\$222.65</b> | <b>3%</b> | <b>27</b> | <b>\$303,506</b> | <b>15</b> | <b>\$320,074</b> |          |            |           |          |            |          |          |              |           |               |

All information is based on public records. It is believed to be accurate, but is not guaranteed. All data is subject to change.  
YOY Diff is the difference between this month this year and this month last year. TD and REO sales are not included in Full Sales.

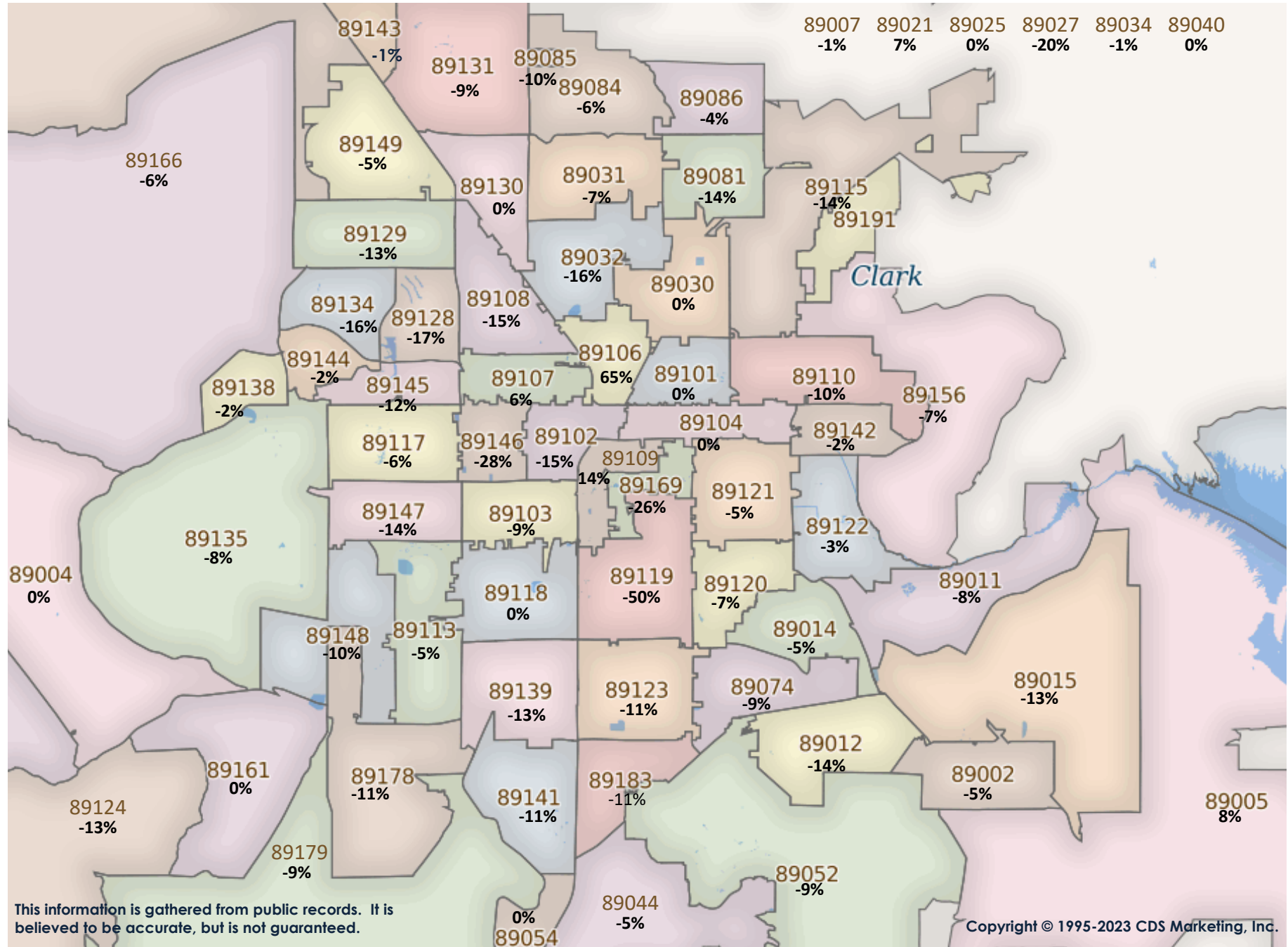


Clark County  
Year Over Year  
April



# Chicago Title

\$400K to 749K  
SFR Activity  
2023 VS 2022



This information is gathered from public records. It is believed to be accurate, but is not guaranteed.

Copyright © 1995-2023 CDS Marketing, Inc.

Clark County  
Year Over Year  
April



\$400K to 749K  
SFR Activity  
2023 VS 2022

| Zip Code      | Full Sales   | Avg Price        | Avg Sft      | Avg \$Sft       | YOY Diff   | TD Sales | TD Avg Price     | REO Sales | REO Avg Price    | Zip Code | Full Sales | Avg Price | Avg Sft | Avg \$Sft | YOY Diff | TD Sales | TD Avg Price | REO Sales | REO Avg Price |
|---------------|--------------|------------------|--------------|-----------------|------------|----------|------------------|-----------|------------------|----------|------------|-----------|---------|-----------|----------|----------|--------------|-----------|---------------|
| 89002         | 21           | \$501,659        | 2,241        | \$233.20        | -5%        | N/A      | N/A              | N/A       | N/A              | 89110    | 11         | \$519,364 | 2,896   | \$190.17  | -10%     | N/A      | N/A          | N/A       | N/A           |
| 89004         | N/A          | N/A              | N/A          | N/A             | 0%         | N/A      | N/A              | N/A       | N/A              | 89113    | 93         | \$506,097 | 2,227   | \$234.55  | -5%      | N/A      | N/A          | N/A       | N/A           |
| 89005         | 6            | \$538,583        | 1,664        | \$329.21        | 8%         | N/A      | N/A              | N/A       | N/A              | 89115    | 5          | \$418,000 | 2,208   | \$196.06  | -14%     | N/A      | N/A          | N/A       | N/A           |
| 89007         | N/A          | N/A              | N/A          | N/A             | 0%         | N/A      | N/A              | N/A       | N/A              | 89117    | 26         | \$542,942 | 2,302   | \$242.04  | -6%      | N/A      | N/A          | N/A       | N/A           |
| 89011         | 53           | \$543,386        | 2,314        | \$241.20        | -8%        | N/A      | N/A              | 1         | \$499,999        | 89118    | 10         | \$524,186 | 2,349   | \$226.65  | 0%       | N/A      | N/A          | N/A       | N/A           |
| 89012         | 24           | \$502,109        | 2,148        | \$243.92        | -14%       | N/A      | N/A              | N/A       | N/A              | 89119    | 2          | \$462,500 | 2,725   | \$173.16  | -50%     | N/A      | N/A          | N/A       | N/A           |
| 89014         | 12           | \$473,058        | 1,984        | \$245.81        | -5%        | N/A      | N/A              | 1         | \$450,000        | 89120    | 14         | \$489,806 | 2,016   | \$248.27  | -7%      | N/A      | N/A          | N/A       | N/A           |
| 89015         | 11           | \$454,455        | 1,987        | \$233.24        | -13%       | N/A      | N/A              | N/A       | N/A              | 89121    | 11         | \$466,091 | 2,197   | \$215.81  | -5%      | N/A      | N/A          | 1         | \$410,000     |
| 89018         | N/A          | N/A              | N/A          | N/A             | 0%         | N/A      | N/A              | N/A       | N/A              | 89122    | 3          | \$448,333 | 1,990   | \$226.89  | -3%      | N/A      | N/A          | N/A       | N/A           |
| 89019         | N/A          | N/A              | N/A          | N/A             | 0%         | N/A      | N/A              | N/A       | N/A              | 89123    | 32         | \$507,915 | 2,279   | \$229.06  | -11%     | N/A      | N/A          | N/A       | N/A           |
| 89021         | 5            | \$517,890        | 2,282        | \$241.37        | 7%         | N/A      | N/A              | N/A       | N/A              | 89124    | 1          | \$405,000 | 1,248   | \$324.52  | -13%     | N/A      | N/A          | N/A       | N/A           |
| 89025         | N/A          | N/A              | N/A          | N/A             | 0%         | N/A      | N/A              | N/A       | N/A              | 89128    | 17         | \$495,818 | 2,376   | \$213.31  | -17%     | N/A      | N/A          | N/A       | N/A           |
| 89027         | 5            | \$441,000        | 2,041        | \$220.86        | -20%       | N/A      | N/A              | N/A       | N/A              | 89129    | 32         | \$505,849 | 2,423   | \$214.68  | -13%     | 1        | \$440,000    | 2         | \$468,250     |
| 89029         | 1            | \$485,000        | 2,348        | \$206.56        | 8%         | N/A      | N/A              | N/A       | N/A              | 89130    | 27         | \$481,123 | 2,056   | \$238.57  | 0%       | N/A      | N/A          | N/A       | N/A           |
| 89030         | N/A          | N/A              | N/A          | N/A             | 0%         | N/A      | N/A              | N/A       | N/A              | 89131    | 30         | \$553,012 | 2,545   | \$217.49  | -9%      | N/A      | N/A          | N/A       | N/A           |
| 89031         | 35           | \$451,271        | 2,199        | \$214.58        | -7%        | N/A      | N/A              | 2         | \$432,450        | 89134    | 39         | \$515,870 | 1,994   | \$262.41  | -16%     | N/A      | N/A          | 1         | \$430,000     |
| 89032         | 10           | \$430,800        | 2,312        | \$191.48        | -16%       | N/A      | N/A              | N/A       | N/A              | 89135    | 28         | \$544,518 | 1,986   | \$279.72  | -8%      | N/A      | N/A          | N/A       | N/A           |
| 89034         | 6            | \$494,917        | 1,801        | \$276.26        | -1%        | N/A      | N/A              | N/A       | N/A              | 89138    | 39         | \$603,554 | 1,980   | \$310.69  | -2%      | N/A      | N/A          | N/A       | N/A           |
| 89039         | N/A          | N/A              | N/A          | N/A             | 0%         | N/A      | N/A              | N/A       | N/A              | 89139    | 48         | \$499,084 | 2,403   | \$213.55  | -13%     | N/A      | N/A          | N/A       | N/A           |
| 89040         | N/A          | N/A              | N/A          | N/A             | 0%         | N/A      | N/A              | N/A       | N/A              | 89141    | 80         | \$509,456 | 2,398   | \$217.25  | -11%     | N/A      | N/A          | N/A       | N/A           |
| 89044         | 91           | \$519,943        | 2,128        | \$248.92        | -5%        | N/A      | N/A              | N/A       | N/A              | 89142    | 5          | \$486,200 | 2,355   | \$211.26  | -2%      | N/A      | N/A          | N/A       | N/A           |
| 89046         | N/A          | N/A              | N/A          | N/A             | 0%         | N/A      | N/A              | N/A       | N/A              | 89143    | 26         | \$483,841 | 2,044   | \$241.75  | -1%      | N/A      | N/A          | N/A       | N/A           |
| 89052         | 39           | \$524,091        | 2,132        | \$255.93        | -9%        | 1        | \$417,000        | 1         | \$460,000        | 89144    | 8          | \$433,625 | 1,500   | \$294.98  | -2%      | 1        | \$665,762    | N/A       | N/A           |
| 89054         | N/A          | N/A              | N/A          | N/A             | 0%         | N/A      | N/A              | N/A       | N/A              | 89145    | 7          | \$492,000 | 2,213   | \$226.76  | -12%     | N/A      | N/A          | N/A       | N/A           |
| 89074         | 40           | \$535,700        | 2,298        | \$240.09        | -9%        | N/A      | N/A              | 1         | \$529,000        | 89146    | 2          | \$547,500 | 2,458   | \$224.69  | -28%     | N/A      | N/A          | N/A       | N/A           |
| 89081         | 25           | \$427,954        | 2,322        | \$188.86        | -14%       | N/A      | N/A              | N/A       | N/A              | 89147    | 22         | \$483,180 | 2,205   | \$224.38  | -14%     | N/A      | N/A          | 1         | \$410,000     |
| 89084         | 37           | \$481,566        | 2,418        | \$204.58        | -6%        | N/A      | N/A              | N/A       | N/A              | 89148    | 42         | \$526,616 | 2,275   | \$236.52  | -10%     | N/A      | N/A          | N/A       | N/A           |
| 89085         | 4            | \$564,844        | 3,158        | \$183.69        | -10%       | N/A      | N/A              | N/A       | N/A              | 89149    | 32         | \$577,018 | 2,554   | \$227.10  | -5%      | 1        | \$714,124    | 2         | \$455,500     |
| 89086         | 19           | \$445,888        | 2,019        | \$225.10        | -4%        | N/A      | N/A              | N/A       | N/A              | 89155    | N/A        | N/A       | N/A     | N/A       | 0%       | N/A      | N/A          | N/A       | N/A           |
| 89101         | 2            | \$444,373        | 1,682        | \$320.32        | 0%         | N/A      | N/A              | N/A       | N/A              | 89156    | 6          | \$405,954 | 2,241   | \$189.20  | -7%      | N/A      | N/A          | 1         | \$518,000     |
| 89102         | 7            | \$447,143        | 2,045        | \$228.22        | -15%       | N/A      | N/A              | N/A       | N/A              | 89158    | N/A        | N/A       | N/A     | N/A       | 0%       | N/A      | N/A          | N/A       | N/A           |
| 89103         | 8            | \$475,250        | 1,921        | \$248.69        | -9%        | N/A      | N/A              | N/A       | N/A              | 89161    | 1          | \$637,000 | 1,501   | \$424.38  | 0%       | N/A      | N/A          | N/A       | N/A           |
| 89104         | 7            | \$510,286        | 2,175        | \$243.48        | 0%         | N/A      | N/A              | N/A       | N/A              | 89166    | 97         | \$503,612 | 2,201   | \$232.81  | -6%      | N/A      | N/A          | N/A       | N/A           |
| 89106         | 1            | \$650,000        | 1,584        | \$410.35        | 65%        | N/A      | N/A              | N/A       | N/A              | 89169    | 2          | \$495,000 | 2,319   | \$217.49  | -26%     | N/A      | N/A          | N/A       | N/A           |
| 89107         | 3            | \$526,633        | 2,087        | \$250.50        | 6%         | N/A      | N/A              | N/A       | N/A              | 89178    | 59         | \$490,472 | 2,274   | \$220.31  | -11%     | 1        | \$520,000    | N/A       | N/A           |
| 89108         | 8            | \$492,625        | 2,371        | \$214.87        | -15%       | N/A      | N/A              | N/A       | N/A              | 89179    | 5          | \$476,800 | 2,223   | \$220.97  | -9%      | N/A      | N/A          | N/A       | N/A           |
| 89109         | 1            | \$645,000        | 2,425        | \$265.98        | 14%        | N/A      | N/A              | N/A       | N/A              | 89183    | 15         | \$558,522 | 2,556   | \$222.28  | -11%     | 1        | \$441,868    | N/A       | N/A           |
| <b>Totals</b> | <b>1,358</b> | <b>\$508,160</b> | <b>2,235</b> | <b>\$234.45</b> | <b>-5%</b> | <b>6</b> | <b>\$533,126</b> | <b>14</b> | <b>\$458,528</b> |          |            |           |         |           |          |          |              |           |               |

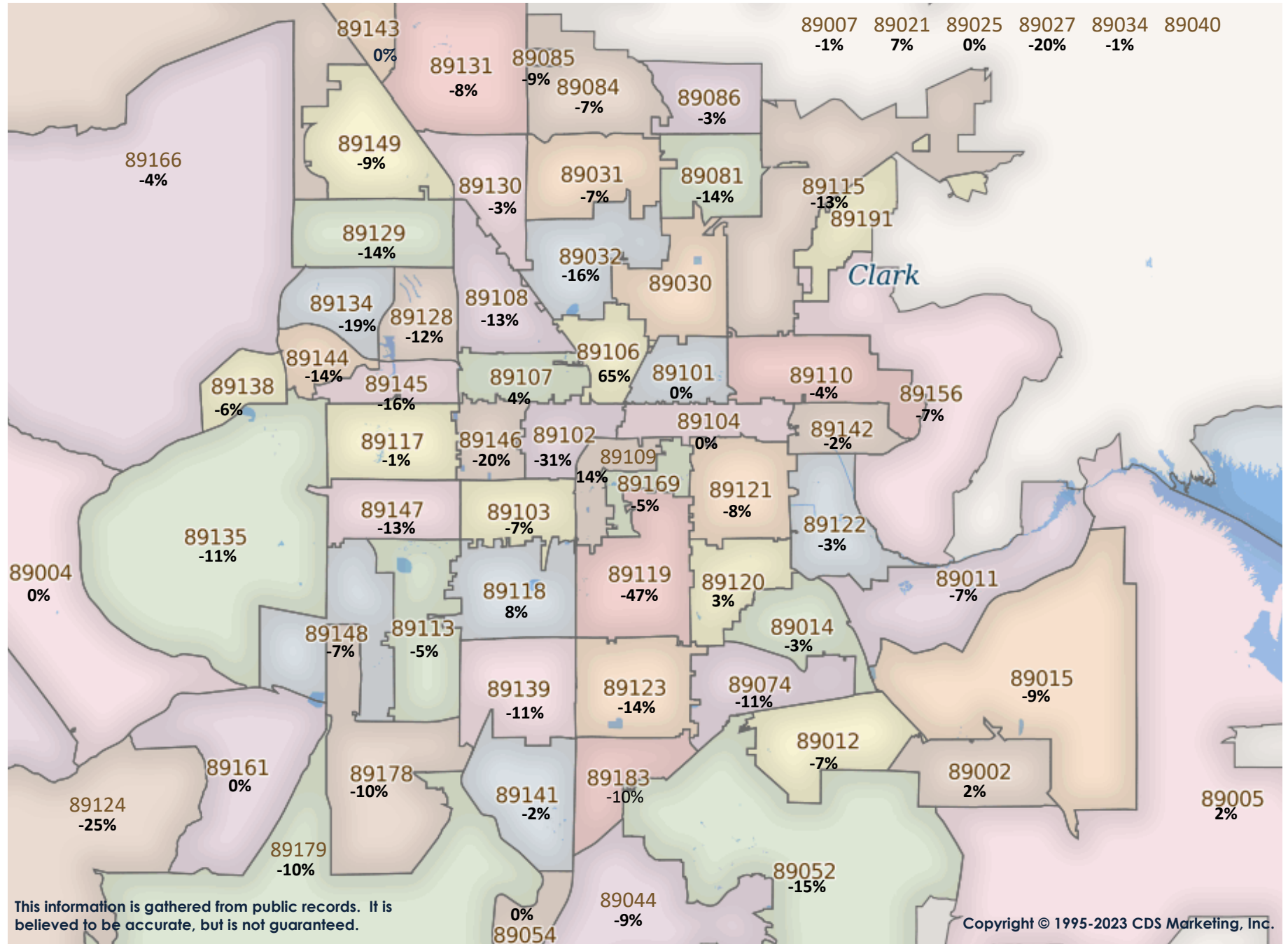
All information is based on public records. It is believed to be accurate, but is not guaranteed. All data is subject to change.  
YOY Diff is the difference between this month this year and this month last year. TD and REO sales are not included in Full Sales.

Clark County  
Year Over Year  
April



# Chicago Title

\$400K Plus  
SFR Activity  
2023 VS 2022



This information is gathered from public records. It is believed to be accurate, but is not guaranteed.

Copyright © 1995-2023 CDS Marketing, Inc.

Clark County  
Year Over Year  
April



\$400K Plus  
SFR Activity  
2023 VS 2022

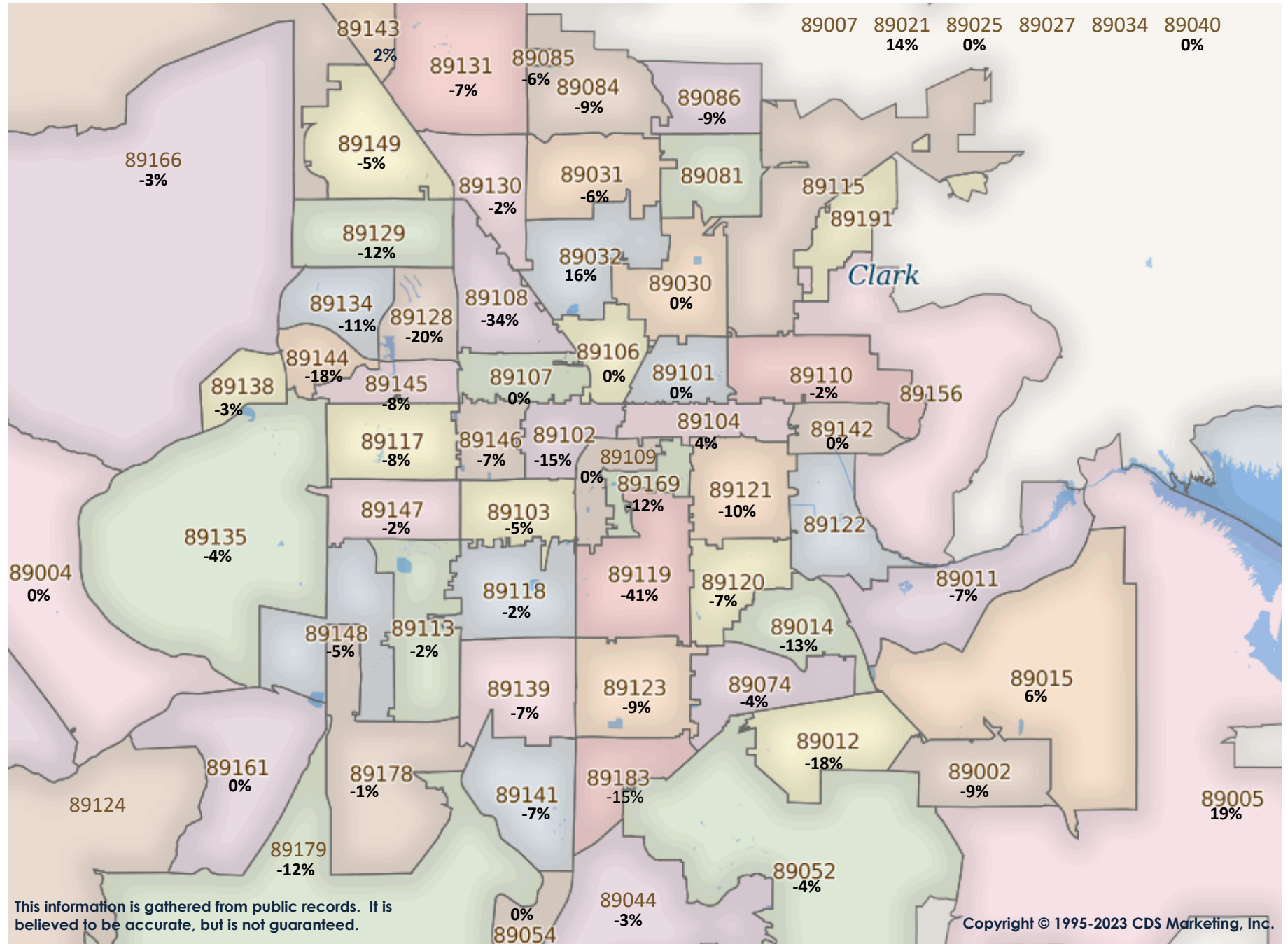
| Zip Code      | Full Sales   | Avg Price        | Avg Sqft     | Avg \$Sqft      | YOY Diff  | TD Sales | TD Avg Price     | REO Sales | REO Avg Price    | Zip Code | Full Sales | Avg Price   | Avg Sqft | Avg \$Sqft | YOY Diff | TD Sales | TD Avg Price | REO Sales | REO Avg Price |
|---------------|--------------|------------------|--------------|-----------------|-----------|----------|------------------|-----------|------------------|----------|------------|-------------|----------|------------|----------|----------|--------------|-----------|---------------|
| 89002         | 23           | \$583,037        | 2,354        | \$248.95        | 2%        | N/A      | N/A              | N/A       | N/A              | 89110    | 12         | \$552,333   | 2,880    | \$202.55   | -4%      | N/A      | N/A          | N/A       | N/A           |
| 89004         | N/A          | N/A              | N/A          | N/A             | 0%        | N/A      | N/A              | N/A       | N/A              | 89113    | 109        | \$601,198   | 2,525    | \$241.12   | -5%      | N/A      | N/A          | N/A       | N/A           |
| 89005         | 10           | \$855,650        | 2,606        | \$331.76        | 2%        | N/A      | N/A              | N/A       | N/A              | 89115    | 5          | \$418,000   | 2,208    | \$196.06   | -13%     | N/A      | N/A          | N/A       | N/A           |
| 89007         | N/A          | N/A              | N/A          | N/A             | 0%        | N/A      | N/A              | N/A       | N/A              | 89117    | 33         | \$708,833   | 2,613    | \$268.55   | -1%      | N/A      | N/A          | N/A       | N/A           |
| 89011         | 64           | \$696,475        | 2,526        | \$270.43        | -7%       | N/A      | N/A              | 1         | \$499,999        | 89118    | 12         | \$849,857   | 2,712    | \$272.69   | 8%       | N/A      | N/A          | N/A       | N/A           |
| 89012         | 34           | \$1,000,051      | 2,785        | \$312.98        | -7%       | N/A      | N/A              | N/A       | N/A              | 89119    | 2          | \$462,500   | 2,725    | \$173.16   | -47%     | N/A      | N/A          | N/A       | N/A           |
| 89014         | 13           | \$538,177        | 2,190        | \$248.72        | -3%       | N/A      | N/A              | 1         | \$450,000        | 89120    | 19         | \$663,542   | 2,384    | \$271.67   | 3%       | N/A      | N/A          | N/A       | N/A           |
| 89015         | 15           | \$591,068        | 2,450        | \$241.20        | -9%       | N/A      | N/A              | N/A       | N/A              | 89121    | 11         | \$466,091   | 2,197    | \$215.81   | -8%      | N/A      | N/A          | 1         | \$410,000     |
| 89018         | N/A          | N/A              | N/A          | N/A             | N/A       | N/A      | N/A              | N/A       | N/A              | 89122    | 3          | \$448,333   | 1,990    | \$226.89   | -3%      | N/A      | N/A          | N/A       | N/A           |
| 89019         | N/A          | N/A              | N/A          | N/A             | 0%        | N/A      | N/A              | N/A       | N/A              | 89123    | 32         | \$507,915   | 2,279    | \$229.06   | -14%     | N/A      | N/A          | N/A       | N/A           |
| 89021         | 5            | \$517,890        | 2,282        | \$241.37        | 7%        | N/A      | N/A              | N/A       | N/A              | 89124    | 1          | \$405,000   | 1,248    | \$324.52   | -25%     | N/A      | N/A          | N/A       | N/A           |
| 89025         | N/A          | N/A              | N/A          | N/A             | 0%        | N/A      | N/A              | N/A       | N/A              | 89128    | 19         | \$565,205   | 2,473    | \$226.89   | -12%     | N/A      | N/A          | N/A       | N/A           |
| 89027         | 6            | \$505,000        | 2,272        | \$224.22        | -20%      | N/A      | N/A              | N/A       | N/A              | 89129    | 39         | \$571,602   | 2,669    | \$217.79   | -14%     | 1        | \$440,000    | 2         | \$468,250     |
| 89029         | 1            | \$485,000        | 2,348        | \$206.56        | 8%        | N/A      | N/A              | N/A       | N/A              | 89130    | 27         | \$481,123   | 2,056    | \$238.57   | -3%      | N/A      | N/A          | N/A       | N/A           |
| 89030         | N/A          | N/A              | N/A          | N/A             | N/A       | N/A      | N/A              | N/A       | N/A              | 89131    | 41         | \$669,799   | 2,945    | \$227.01   | -8%      | N/A      | N/A          | N/A       | N/A           |
| 89031         | 36           | \$461,042        | 2,229        | \$215.39        | -7%       | N/A      | N/A              | 2         | \$432,450        | 89134    | 42         | \$538,486   | 2,056    | \$264.49   | -19%     | N/A      | N/A          | 1         | \$430,000     |
| 89032         | 10           | \$430,800        | 2,312        | \$191.48        | -16%      | N/A      | N/A              | N/A       | N/A              | 89135    | 48         | \$1,020,563 | 2,653    | \$353.01   | -11%     | N/A      | N/A          | N/A       | N/A           |
| 89034         | 6            | \$494,917        | 1,801        | \$276.26        | -1%       | N/A      | N/A              | N/A       | N/A              | 89138    | 84         | \$831,629   | 2,465    | \$338.26   | -6%      | N/A      | N/A          | 1         | \$946,000     |
| 89039         | N/A          | N/A              | N/A          | N/A             | 0%        | N/A      | N/A              | N/A       | N/A              | 89139    | 49         | \$510,123   | 2,453    | \$213.58   | -11%     | N/A      | N/A          | N/A       | N/A           |
| 89040         | N/A          | N/A              | N/A          | N/A             | N/A       | N/A      | N/A              | N/A       | N/A              | 89141    | 92         | \$656,212   | 2,607    | \$244.89   | -2%      | N/A      | N/A          | N/A       | N/A           |
| 89044         | 96           | \$539,409        | 2,173        | \$251.59        | -9%       | N/A      | N/A              | N/A       | N/A              | 89142    | 5          | \$486,200   | 2,355    | \$211.26   | -2%      | N/A      | N/A          | N/A       | N/A           |
| 89046         | N/A          | N/A              | N/A          | N/A             | 0%        | N/A      | N/A              | N/A       | N/A              | 89143    | 30         | \$528,225   | 2,225    | \$246.12   | 0%       | N/A      | N/A          | N/A       | N/A           |
| 89052         | 51           | \$663,423        | 2,386        | \$278.50        | -15%      | 1        | \$417,000        | 1         | \$460,000        | 89144    | 14         | \$616,857   | 2,132    | \$295.28   | -14%     | 1        | \$665,762    | N/A       | N/A           |
| 89054         | N/A          | N/A              | N/A          | N/A             | 0%        | N/A      | N/A              | N/A       | N/A              | 89145    | 8          | \$618,000   | 2,584    | \$234.59   | -16%     | N/A      | N/A          | N/A       | N/A           |
| 89074         | 46           | \$598,630        | 2,519        | \$242.36        | -11%      | N/A      | N/A              | 1         | \$529,000        | 89146    | 2          | \$547,500   | 2,458    | \$224.69   | -20%     | N/A      | N/A          | N/A       | N/A           |
| 89081         | 25           | \$427,954        | 2,322        | \$188.86        | -14%      | N/A      | N/A              | N/A       | N/A              | 89147    | 22         | \$483,180   | 2,205    | \$224.38   | -13%     | N/A      | N/A          | 1         | \$410,000     |
| 89084         | 37           | \$481,566        | 2,418        | \$204.58        | -7%       | N/A      | N/A              | N/A       | N/A              | 89148    | 46         | \$671,149   | 2,426    | \$255.41   | -7%      | N/A      | N/A          | N/A       | N/A           |
| 89085         | 4            | \$564,844        | 3,158        | \$183.69        | -9%       | N/A      | N/A              | N/A       | N/A              | 89149    | 49         | \$770,094   | 3,034    | \$246.31   | -9%      | 1        | \$714,124    | 2         | \$455,500     |
| 89086         | 19           | \$445,888        | 2,019        | \$225.10        | -3%       | N/A      | N/A              | N/A       | N/A              | 89155    | N/A        | N/A         | N/A      | N/A        | 0%       | N/A      | N/A          | N/A       | N/A           |
| 89101         | 2            | \$444,373        | 1,682        | \$320.32        | 0%        | N/A      | N/A              | N/A       | N/A              | 89156    | 6          | \$405,954   | 2,241    | \$189.20   | -7%      | N/A      | N/A          | 1         | \$518,000     |
| 89102         | 7            | \$447,143        | 2,045        | \$228.22        | -31%      | N/A      | N/A              | N/A       | N/A              | 89158    | N/A        | N/A         | N/A      | N/A        | 0%       | N/A      | N/A          | N/A       | N/A           |
| 89103         | 8            | \$475,250        | 1,921        | \$248.69        | -7%       | N/A      | N/A              | N/A       | N/A              | 89161    | 1          | \$637,000   | 1,501    | \$424.38   | 0%       | N/A      | N/A          | N/A       | N/A           |
| 89104         | 7            | \$510,286        | 2,175        | \$243.48        | 0%        | N/A      | N/A              | N/A       | N/A              | 89166    | 113        | \$546,133   | 2,328    | \$237.40   | -4%      | N/A      | N/A          | N/A       | N/A           |
| 89106         | 1            | \$650,000        | 1,584        | \$410.35        | 65%       | N/A      | N/A              | N/A       | N/A              | 89169    | 3          | \$586,667   | 2,511    | \$233.62   | -5%      | N/A      | N/A          | N/A       | N/A           |
| 89107         | 5            | \$800,980        | 2,722        | \$288.57        | 4%        | N/A      | N/A              | N/A       | N/A              | 89178    | 64         | \$516,443   | 2,374    | \$221.23   | -10%     | 1        | \$520,000    | N/A       | N/A           |
| 89108         | 9            | \$522,889        | 2,435        | \$219.87        | -13%      | N/A      | N/A              | N/A       | N/A              | 89179    | 5          | \$476,800   | 2,223    | \$220.97   | -10%     | N/A      | N/A          | N/A       | N/A           |
| 89109         | 1            | \$645,000        | 2,425        | \$265.98        | 14%       | N/A      | N/A              | N/A       | N/A              | 89183    | 19         | \$641,781   | 2,786    | \$231.83   | -10%     | 1        | \$441,868    | N/A       | N/A           |
| <b>Totals</b> | <b>1,608</b> | <b>\$616,520</b> | <b>2,440</b> | <b>\$250.77</b> | <b>2%</b> | <b>6</b> | <b>\$533,126</b> | <b>15</b> | <b>\$491,027</b> |          |            |             |          |            |          |          |              |           |               |

All information is based on public records. It is believed to be accurate, but is not guaranteed. All data is subject to change.  
YOY Diff is the difference between this month this year and this month last year. TD and REO sales are not included in Full Sales.

Clark County  
Year Over Year  
April



\$500K to \$699K  
SFR Activity  
2023 VS 2022



This information is gathered from public records. It is believed to be accurate, but is not guaranteed.

Copyright © 1995-2023 CDS Marketing, Inc.

Clark County  
Year Over Year  
April



\$500K to \$699K  
SFR Activity  
2023 VS 2022

| Zip Code      | Full Sales | Avg Price        | Avg Sqft     | Avg \$Sqft      | YOY Diff   | TD Sales | TD Avg Price     | REO Sales | REO Avg Price    | Zip Code | Full Sales | Avg Price | Avg Sqft | Avg \$Sqft | YOY Diff | TD Sales | TD Avg Price | REO Sales | REO Avg Price |
|---------------|------------|------------------|--------------|-----------------|------------|----------|------------------|-----------|------------------|----------|------------|-----------|----------|------------|----------|----------|--------------|-----------|---------------|
| 89002         | 7          | \$589,429        | 2,842        | \$213.25        | -9%        | N/A      | N/A              | N/A       | N/A              | 89110    | 7          | \$565,143 | 3,088    | \$197.71   | -2%      | N/A      | N/A          | N/A       | N/A           |
| 89004         | N/A        | N/A              | N/A          | N/A             | 0%         | N/A      | N/A              | N/A       | N/A              | 89113    | 42         | \$557,367 | 2,527    | \$225.98   | -2%      | N/A      | N/A          | N/A       | N/A           |
| 89005         | 4          | \$587,375        | 1,648        | \$363.70        | 19%        | N/A      | N/A              | N/A       | N/A              | 89115    | N/A        | N/A       | N/A      | N/A        | N/A      | N/A      | N/A          | N/A       | N/A           |
| 89007         | N/A        | N/A              | N/A          | N/A             | 0%         | N/A      | N/A              | N/A       | N/A              | 89117    | 14         | \$592,714 | 2,598    | \$233.12   | -8%      | N/A      | N/A          | N/A       | N/A           |
| 89011         | 32         | \$585,289        | 2,523        | \$238.82        | -7%        | N/A      | N/A              | N/A       | N/A              | 89118    | 5          | \$573,611 | 2,594    | \$222.30   | -2%      | N/A      | N/A          | N/A       | N/A           |
| 89012         | 14         | \$553,366        | 2,532        | \$225.39        | -18%       | N/A      | N/A              | N/A       | N/A              | 89119    | 1          | \$500,000 | 3,232    | \$154.70   | -41%     | N/A      | N/A          | N/A       | N/A           |
| 89014         | 3          | \$604,000        | 2,804        | \$217.39        | -13%       | N/A      | N/A              | N/A       | N/A              | 89120    | 4          | \$569,572 | 2,530    | \$230.80   | -7%      | N/A      | N/A          | N/A       | N/A           |
| 89015         | 2          | \$562,000        | 2,152        | \$261.96        | 6%         | N/A      | N/A              | N/A       | N/A              | 89121    | 4          | \$549,000 | 2,713    | \$204.02   | -10%     | N/A      | N/A          | N/A       | N/A           |
| 89018         | N/A        | N/A              | N/A          | N/A             | 0%         | N/A      | N/A              | N/A       | N/A              | 89122    | N/A        | N/A       | N/A      | N/A        | N/A      | N/A      | N/A          | N/A       | N/A           |
| 89019         | N/A        | N/A              | N/A          | N/A             | 0%         | N/A      | N/A              | N/A       | N/A              | 89123    | 12         | \$592,249 | 2,659    | \$232.11   | -9%      | N/A      | N/A          | N/A       | N/A           |
| 89021         | 3          | \$563,000        | 2,680        | \$223.43        | 14%        | N/A      | N/A              | N/A       | N/A              | 89124    | N/A        | N/A       | N/A      | N/A        | N/A      | N/A      | N/A          | N/A       | N/A           |
| 89025         | N/A        | N/A              | N/A          | N/A             | 0%         | N/A      | N/A              | N/A       | N/A              | 89128    | 6          | \$559,150 | 2,768    | \$206.34   | -20%     | N/A      | N/A          | N/A       | N/A           |
| 89027         | N/A        | N/A              | N/A          | N/A             | N/A        | N/A      | N/A              | N/A       | N/A              | 89129    | 11         | \$570,111 | 2,850    | \$204.69   | -12%     | N/A      | N/A          | N/A       | N/A           |
| 89029         | N/A        | N/A              | N/A          | N/A             | 0%         | N/A      | N/A              | N/A       | N/A              | 89130    | 6          | \$578,259 | 2,639    | \$222.05   | -2%      | N/A      | N/A          | N/A       | N/A           |
| 89030         | N/A        | N/A              | N/A          | N/A             | 0%         | N/A      | N/A              | N/A       | N/A              | 89131    | 13         | \$589,950 | 2,671    | \$221.51   | -7%      | N/A      | N/A          | N/A       | N/A           |
| 89031         | 7          | \$543,143        | 2,722        | \$208.15        | -6%        | N/A      | N/A              | N/A       | N/A              | 89134    | 21         | \$575,858 | 2,156    | \$270.21   | -11%     | N/A      | N/A          | N/A       | N/A           |
| 89032         | 1          | \$510,000        | 2,209        | \$230.87        | 16%        | N/A      | N/A              | N/A       | N/A              | 89135    | 10         | \$594,550 | 2,041    | \$295.01   | -4%      | N/A      | N/A          | N/A       | N/A           |
| 89034         | N/A        | N/A              | N/A          | N/A             | N/A        | N/A      | N/A              | N/A       | N/A              | 89138    | 25         | \$599,381 | 2,024    | \$301.66   | -3%      | N/A      | N/A          | N/A       | N/A           |
| 89039         | N/A        | N/A              | N/A          | N/A             | 0%         | N/A      | N/A              | N/A       | N/A              | 89139    | 17         | \$581,078 | 2,935    | \$203.86   | -7%      | N/A      | N/A          | N/A       | N/A           |
| 89040         | N/A        | N/A              | N/A          | N/A             | 0%         | N/A      | N/A              | N/A       | N/A              | 89141    | 33         | \$579,649 | 2,779    | \$214.13   | -7%      | N/A      | N/A          | N/A       | N/A           |
| 89044         | 40         | \$594,465        | 2,386        | \$254.73        | -3%        | N/A      | N/A              | N/A       | N/A              | 89142    | 1          | \$640,000 | 3,457    | \$185.13   | 0%       | N/A      | N/A          | N/A       | N/A           |
| 89046         | N/A        | N/A              | N/A          | N/A             | 0%         | N/A      | N/A              | N/A       | N/A              | 89143    | 8          | \$567,945 | 2,426    | \$246.20   | 2%       | N/A      | N/A          | N/A       | N/A           |
| 89052         | 19         | \$586,845        | 2,261        | \$264.15        | -4%        | N/A      | N/A              | N/A       | N/A              | 89144    | 1          | \$508,000 | 2,100    | \$241.90   | -18%     | 1        | \$665,762    | N/A       | N/A           |
| 89054         | N/A        | N/A              | N/A          | N/A             | 0%         | N/A      | N/A              | N/A       | N/A              | 89145    | 4          | \$544,000 | 2,439    | \$229.64   | -8%      | N/A      | N/A          | N/A       | N/A           |
| 89074         | 20         | \$569,650        | 2,463        | \$236.16        | -4%        | N/A      | N/A              | 1         | \$529,000        | 89146    | 1          | \$600,000 | 2,832    | \$211.86   | -7%      | N/A      | N/A          | N/A       | N/A           |
| 89081         | N/A        | N/A              | N/A          | N/A             | N/A        | N/A      | N/A              | N/A       | N/A              | 89147    | 7          | \$574,267 | 2,540    | \$233.86   | -2%      | N/A      | N/A          | N/A       | N/A           |
| 89084         | 11         | \$581,542        | 3,063        | \$193.63        | -9%        | N/A      | N/A              | N/A       | N/A              | 89148    | 16         | \$584,023 | 2,549    | \$236.14   | -5%      | N/A      | N/A          | N/A       | N/A           |
| 89085         | 3          | \$589,792        | 3,457        | \$172.71        | -6%        | N/A      | N/A              | N/A       | N/A              | 89149    | 16         | \$609,825 | 2,763    | \$222.97   | -5%      | N/A      | N/A          | 1         | \$501,000     |
| 89086         | 1          | \$512,000        | 2,277        | \$224.86        | -9%        | N/A      | N/A              | N/A       | N/A              | 89155    | N/A        | N/A       | N/A      | N/A        | 0%       | N/A      | N/A          | N/A       | N/A           |
| 89101         | N/A        | N/A              | N/A          | N/A             | 0%         | N/A      | N/A              | N/A       | N/A              | 89156    | N/A        | N/A       | N/A      | N/A        | N/A      | N/A      | N/A          | 1         | \$518,000     |
| 89102         | 1          | \$600,000        | 2,686        | \$223.38        | -15%       | N/A      | N/A              | N/A       | N/A              | 89158    | N/A        | N/A       | N/A      | N/A        | 0%       | N/A      | N/A          | N/A       | N/A           |
| 89103         | 1          | \$501,000        | 2,106        | \$237.89        | -5%        | N/A      | N/A              | N/A       | N/A              | 89161    | 1          | \$637,000 | 1,501    | \$424.38   | 0%       | N/A      | N/A          | N/A       | N/A           |
| 89104         | 4          | \$554,250        | 2,273        | \$254.10        | 4%         | N/A      | N/A              | N/A       | N/A              | 89166    | 33         | \$584,970 | 2,529    | \$238.27   | -3%      | N/A      | N/A          | N/A       | N/A           |
| 89106         | 1          | \$650,000        | 1,584        | \$410.35        | 0%         | N/A      | N/A              | N/A       | N/A              | 89169    | 1          | \$550,000 | 2,105    | \$261.28   | -12%     | N/A      | N/A          | N/A       | N/A           |
| 89107         | N/A        | N/A              | N/A          | N/A             | 0%         | N/A      | N/A              | N/A       | N/A              | 89178    | 12         | \$597,322 | 2,733    | \$221.60   | -1%      | 1        | \$520,000    | N/A       | N/A           |
| 89108         | 4          | \$537,000        | 2,747        | \$202.50        | -34%       | N/A      | N/A              | N/A       | N/A              | 89179    | 1          | \$600,000 | 2,977    | \$201.55   | -12%     | N/A      | N/A          | N/A       | N/A           |
| 89109         | 1          | \$645,000        | 2,425        | \$265.98        | 0%         | N/A      | N/A              | N/A       | N/A              | 89183    | 11         | \$581,894 | 2,691    | \$219.85   | -15%     | N/A      | N/A          | N/A       | N/A           |
| <b>Totals</b> | <b>523</b> | <b>\$579,935</b> | <b>2,543</b> | <b>\$236.55</b> | <b>-9%</b> | <b>2</b> | <b>\$592,881</b> | <b>3</b>  | <b>\$516,000</b> |          |            |           |          |            |          |          |              |           |               |

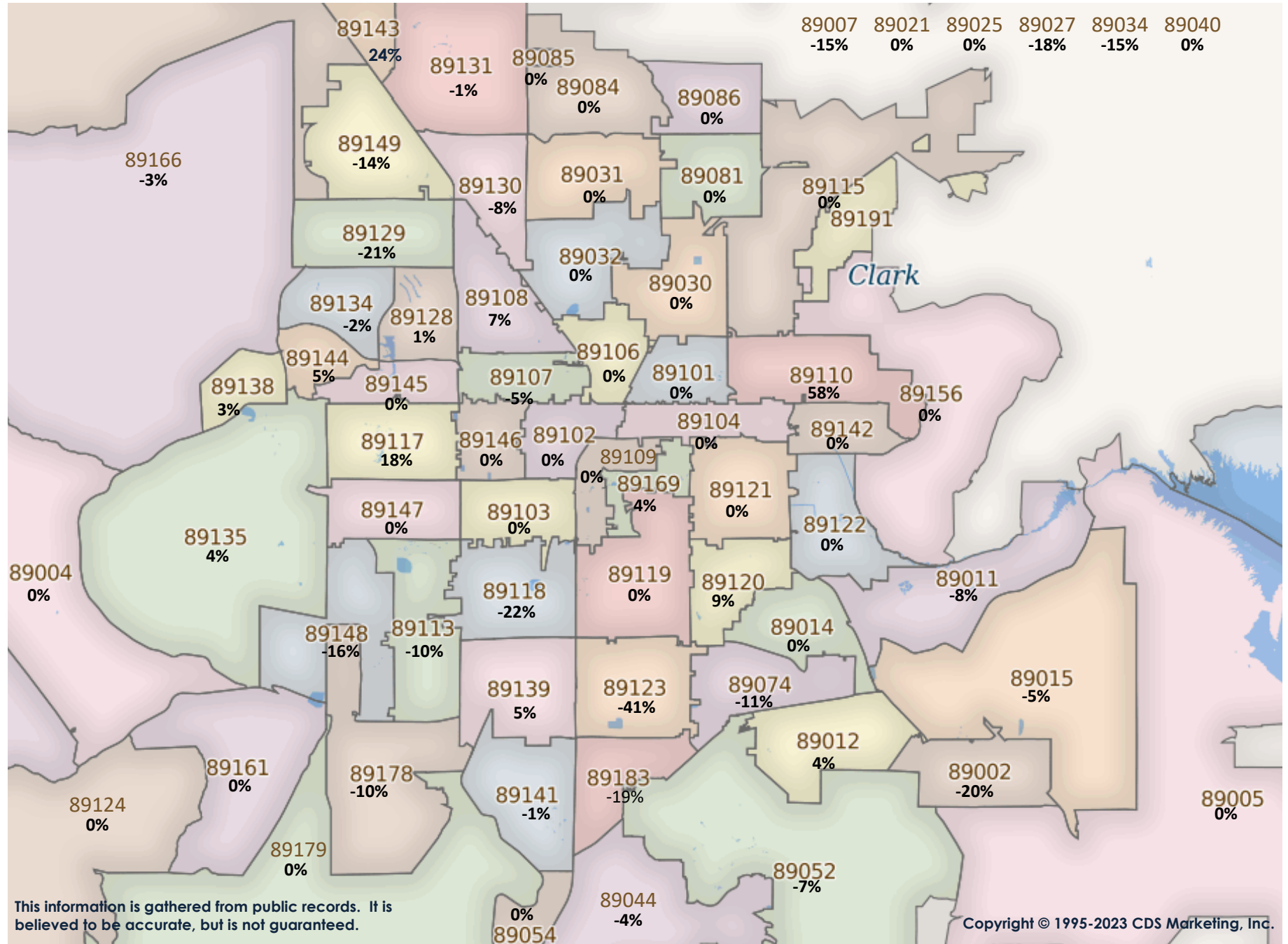
All information is based on public records. It is believed to be accurate, but is not guaranteed. All data is subject to change.  
YOY Diff is the difference between this month this year and this month last year. TD and REO sales are not included in Full Sales.

Clark County  
Year Over Year  
April



# Chicago Title

\$700K to \$999K  
SFR Activity  
2023 VS 2022



This information is gathered from public records. It is believed to be accurate, but is not guaranteed.

Copyright © 1995-2023 CDS Marketing, Inc.

Clark County  
Year Over Year  
April



\$700K to \$999K  
SFR Activity  
2023 VS 2022

| Zip Code      | Full Sales | Avg Price        | Avg Sqft     | Avg \$Sqft      | YOY Diff    | TD Sales | TD Avg Price     | REO Sales | REO Avg Price    | Zip Code | Full Sales | Avg Price | Avg Sqft | Avg \$Sqft | YOY Diff | TD Sales | TD Avg Price | REO Sales | REO Avg Price |
|---------------|------------|------------------|--------------|-----------------|-------------|----------|------------------|-----------|------------------|----------|------------|-----------|----------|------------|----------|----------|--------------|-----------|---------------|
| 89002         | 1          | \$735,000        | 3,276        | \$224.36        | -20%        | N/A      | N/A              | N/A       | N/A              | 89110    | 1          | \$915,000 | 2,701    | \$338.76   | 58%      | N/A      | N/A          | N/A       | N/A           |
| 89004         | N/A        | N/A              | N/A          | N/A             | 0%          | N/A      | N/A              | N/A       | N/A              | 89113    | 6          | \$809,167 | 3,864    | \$214.53   | -10%     | N/A      | N/A          | N/A       | N/A           |
| 89005         | 1          | \$850,000        | 2,691        | \$315.87        | 0%          | N/A      | N/A              | N/A       | N/A              | 89115    | N/A        | N/A       | N/A      | N/A        | 0%       | N/A      | N/A          | N/A       | N/A           |
| 89007         | N/A        | N/A              | N/A          | N/A             | 0%          | N/A      | N/A              | N/A       | N/A              | 89117    | 4          | \$823,000 | 2,480    | \$346.08   | 18%      | N/A      | N/A          | N/A       | N/A           |
| 89011         | 4          | \$734,250        | 2,634        | \$296.98        | -8%         | N/A      | N/A              | N/A       | N/A              | 89118    | 1          | \$861,420 | 3,792    | \$227.17   | -22%     | N/A      | N/A          | N/A       | N/A           |
| 89012         | 4          | \$872,000        | 3,368        | \$260.19        | 4%          | N/A      | N/A              | N/A       | N/A              | 89119    | N/A        | N/A       | N/A      | N/A        | 0%       | N/A      | N/A          | N/A       | N/A           |
| 89014         | N/A        | N/A              | N/A          | N/A             | 0%          | N/A      | N/A              | N/A       | N/A              | 89120    | 3          | \$763,333 | 3,051    | \$252.97   | 9%       | N/A      | N/A          | N/A       | N/A           |
| 89015         | 3          | \$945,673        | 3,909        | \$242.07        | -5%         | N/A      | N/A              | N/A       | N/A              | 89121    | N/A        | N/A       | N/A      | N/A        | 0%       | N/A      | N/A          | N/A       | N/A           |
| 89018         | N/A        | N/A              | N/A          | N/A             | 0%          | N/A      | N/A              | N/A       | N/A              | 89122    | N/A        | N/A       | N/A      | N/A        | 0%       | N/A      | N/A          | N/A       | N/A           |
| 89019         | N/A        | N/A              | N/A          | N/A             | 0%          | N/A      | N/A              | N/A       | N/A              | 89123    | 1          | \$715,000 | 2,838    | \$251.94   | -41%     | N/A      | N/A          | N/A       | N/A           |
| 89021         | N/A        | N/A              | N/A          | N/A             | 0%          | N/A      | N/A              | N/A       | N/A              | 89124    | N/A        | N/A       | N/A      | N/A        | 0%       | N/A      | N/A          | N/A       | N/A           |
| 89025         | N/A        | N/A              | N/A          | N/A             | 0%          | N/A      | N/A              | N/A       | N/A              | 89128    | 2          | \$735,000 | 2,912    | \$261.32   | 1%       | N/A      | N/A          | N/A       | N/A           |
| 89027         | 1          | \$825,000        | 3,423        | \$241.02        | -18%        | N/A      | N/A              | N/A       | N/A              | 89129    | 7          | \$774,334 | 3,667    | \$213.50   | -21%     | N/A      | N/A          | N/A       | N/A           |
| 89029         | N/A        | N/A              | N/A          | N/A             | 0%          | N/A      | N/A              | N/A       | N/A              | 89130    | 1          | \$707,000 | 2,026    | \$348.96   | -8%      | N/A      | N/A          | N/A       | N/A           |
| 89030         | N/A        | N/A              | N/A          | N/A             | 0%          | N/A      | N/A              | N/A       | N/A              | 89131    | 11         | \$807,947 | 3,367    | \$248.25   | -1%      | N/A      | N/A          | N/A       | N/A           |
| 89031         | 1          | \$803,000        | 3,291        | \$244.00        | 0%          | N/A      | N/A              | N/A       | N/A              | 89134    | 3          | \$832,500 | 2,860    | \$291.50   | -2%      | N/A      | N/A          | N/A       | N/A           |
| 89032         | N/A        | N/A              | N/A          | N/A             | 0%          | N/A      | N/A              | N/A       | N/A              | 89135    | 10         | \$814,300 | 2,717    | \$306.90   | 4%       | N/A      | N/A          | N/A       | N/A           |
| 89034         | 1          | \$749,000        | 2,511        | \$298.29        | -15%        | N/A      | N/A              | N/A       | N/A              | 89138    | 32         | \$810,456 | 2,458    | \$338.60   | 3%       | N/A      | N/A          | 1         | \$946,000     |
| 89039         | N/A        | N/A              | N/A          | N/A             | 0%          | N/A      | N/A              | N/A       | N/A              | 89139    | 1          | \$700,000 | 3,000    | \$233.33   | 5%       | N/A      | N/A          | N/A       | N/A           |
| 89040         | N/A        | N/A              | N/A          | N/A             | 0%          | N/A      | N/A              | N/A       | N/A              | 89141    | 4          | \$861,250 | 3,549    | \$247.32   | -1%      | N/A      | N/A          | N/A       | N/A           |
| 89044         | 6          | \$800,550        | 2,891        | \$279.51        | -4%         | N/A      | N/A              | N/A       | N/A              | 89142    | N/A        | N/A       | N/A      | N/A        | 0%       | N/A      | N/A          | N/A       | N/A           |
| 89046         | N/A        | N/A              | N/A          | N/A             | 0%          | N/A      | N/A              | N/A       | N/A              | 89143    | 5          | \$802,136 | 3,136    | \$291.57   | 24%      | N/A      | N/A          | N/A       | N/A           |
| 89052         | 6          | \$809,167        | 3,007        | \$291.86        | -7%         | N/A      | N/A              | N/A       | N/A              | 89144    | 6          | \$861,167 | 2,974    | \$295.68   | 5%       | N/A      | N/A          | N/A       | N/A           |
| 89054         | N/A        | N/A              | N/A          | N/A             | 0%          | N/A      | N/A              | N/A       | N/A              | 89145    | N/A        | N/A       | N/A      | N/A        | 0%       | N/A      | N/A          | N/A       | N/A           |
| 89074         | 7          | \$775,143        | 3,441        | \$228.72        | -11%        | N/A      | N/A              | N/A       | N/A              | 89146    | N/A        | N/A       | N/A      | N/A        | 0%       | N/A      | N/A          | N/A       | N/A           |
| 89081         | N/A        | N/A              | N/A          | N/A             | 0%          | N/A      | N/A              | N/A       | N/A              | 89147    | N/A        | N/A       | N/A      | N/A        | 0%       | N/A      | N/A          | N/A       | N/A           |
| 89084         | N/A        | N/A              | N/A          | N/A             | 0%          | N/A      | N/A              | N/A       | N/A              | 89148    | 7          | \$765,714 | 2,747    | \$303.15   | -16%     | N/A      | N/A          | N/A       | N/A           |
| 89085         | N/A        | N/A              | N/A          | N/A             | 0%          | N/A      | N/A              | N/A       | N/A              | 89149    | 16         | \$786,882 | 3,296    | \$246.43   | -14%     | 1        | \$714,124    | N/A       | N/A           |
| 89086         | N/A        | N/A              | N/A          | N/A             | 0%          | N/A      | N/A              | N/A       | N/A              | 89155    | N/A        | N/A       | N/A      | N/A        | 0%       | N/A      | N/A          | N/A       | N/A           |
| 89101         | N/A        | N/A              | N/A          | N/A             | 0%          | N/A      | N/A              | N/A       | N/A              | 89156    | N/A        | N/A       | N/A      | N/A        | 0%       | N/A      | N/A          | N/A       | N/A           |
| 89102         | N/A        | N/A              | N/A          | N/A             | 0%          | N/A      | N/A              | N/A       | N/A              | 89158    | N/A        | N/A       | N/A      | N/A        | 0%       | N/A      | N/A          | N/A       | N/A           |
| 89103         | 1          | \$725,000        | 2,680        | \$270.52        | 0%          | N/A      | N/A              | N/A       | N/A              | 89161    | N/A        | N/A       | N/A      | N/A        | 0%       | N/A      | N/A          | N/A       | N/A           |
| 89104         | N/A        | N/A              | N/A          | N/A             | 0%          | N/A      | N/A              | N/A       | N/A              | 89166    | 19         | \$771,914 | 2,977    | \$265.81   | -3%      | N/A      | N/A          | N/A       | N/A           |
| 89106         | N/A        | N/A              | N/A          | N/A             | 0%          | N/A      | N/A              | N/A       | N/A              | 89169    | 1          | \$770,000 | 2,896    | \$265.88   | 4%       | N/A      | N/A          | N/A       | N/A           |
| 89107         | 1          | \$700,000        | 2,194        | \$319.05        | -5%         | N/A      | N/A              | N/A       | N/A              | 89178    | 8          | \$791,246 | 3,586    | \$221.12   | -10%     | N/A      | N/A          | N/A       | N/A           |
| 89108         | 1          | \$765,000        | 2,944        | \$259.85        | 7%          | N/A      | N/A              | N/A       | N/A              | 89179    | N/A        | N/A       | N/A      | N/A        | 0%       | N/A      | N/A          | N/A       | N/A           |
| 89109         | N/A        | N/A              | N/A          | N/A             | 0%          | N/A      | N/A              | N/A       | N/A              | 89183    | 4          | \$775,750 | 3,576    | \$219.51   | -19%     | N/A      | N/A          | N/A       | N/A           |
| <b>Totals</b> | <b>191</b> | <b>\$799,103</b> | <b>3,036</b> | <b>\$276.25</b> | <b>-20%</b> | <b>1</b> | <b>\$714,124</b> | <b>1</b>  | <b>\$946,000</b> |          |            |           |          |            |          |          |              |           |               |

All information is based on public records. It is believed to be accurate, but is not guaranteed. All data is subject to change.  
YOY Diff is the difference between this month this year and this month last year. TD and REO sales are not included in Full Sales.

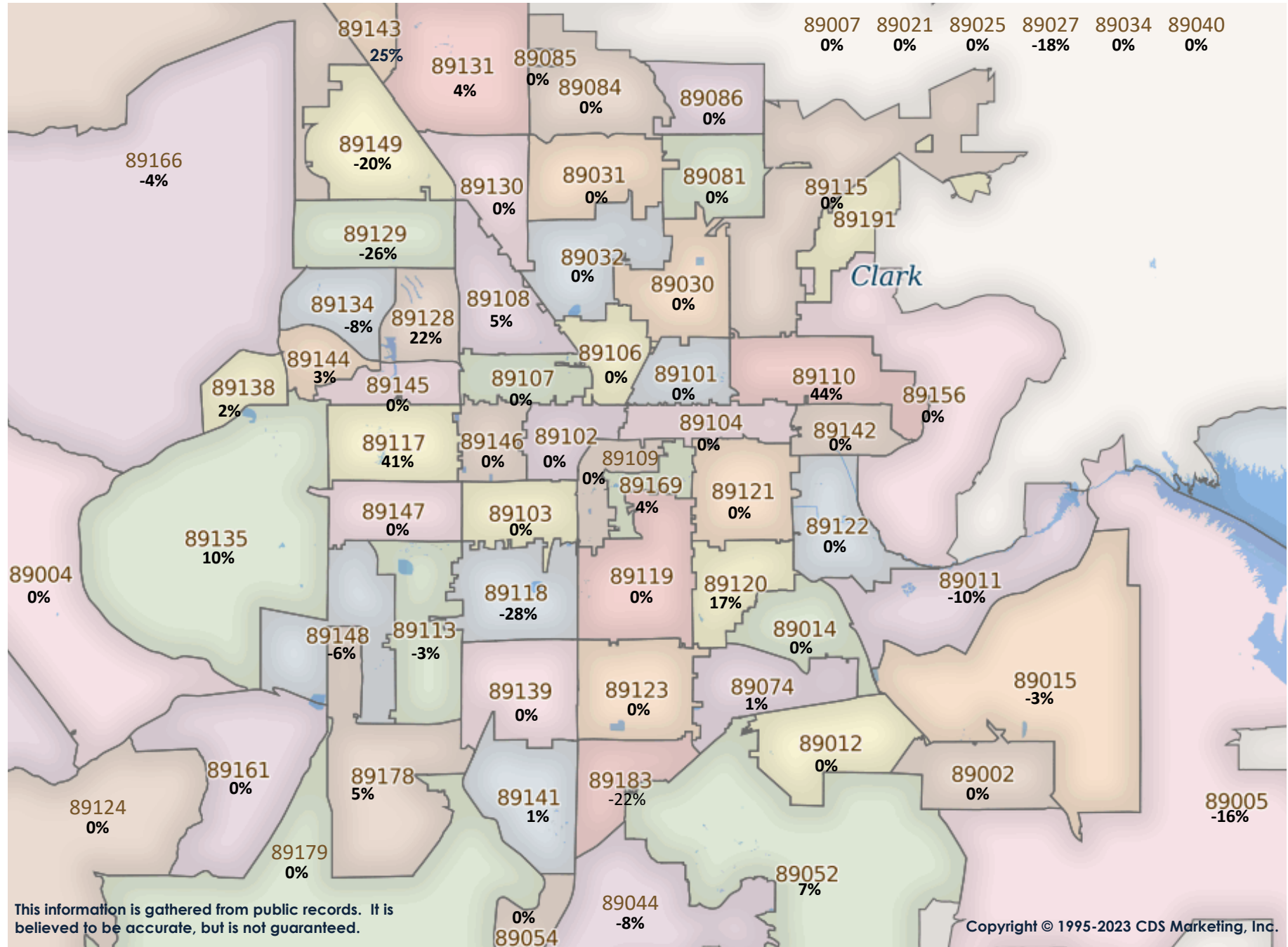


Clark County  
Year Over Year  
April



# Chicago Title

\$750K to \$999K  
SFR Activity  
2023 VS 2022



This information is gathered from public records. It is believed to be accurate, but is not guaranteed.

Copyright © 1995-2023 CDS Marketing, Inc.

Clark County  
Year Over Year  
April



\$750K to \$999K  
SFR Activity  
2023 VS 2022

| Zip Code      | Full Sales | Avg Price        | Avg Sqft     | Avg \$Sqft      | YOY Diff    | TD Sales | TD Avg Price | REO Sales | REO Avg Price    | Zip Code | Full Sales | Avg Price | Avg Sqft | Avg \$Sqft | YOY Diff | TD Sales | TD Avg Price | REO Sales | REO Avg Price |
|---------------|------------|------------------|--------------|-----------------|-------------|----------|--------------|-----------|------------------|----------|------------|-----------|----------|------------|----------|----------|--------------|-----------|---------------|
| 89002         | N/A        | N/A              | N/A          | N/A             | 0%          | N/A      | N/A          | N/A       | N/A              | 89110    | 1          | \$915,000 | 2,701    | \$338.76   | 44%      | N/A      | N/A          | N/A       | N/A           |
| 89004         | N/A        | N/A              | N/A          | N/A             | 0%          | N/A      | N/A          | N/A       | N/A              | 89113    | 5          | \$831,000 | 3,849    | \$221.86   | -3%      | N/A      | N/A          | N/A       | N/A           |
| 89005         | 1          | \$850,000        | 2,691        | \$315.87        | -16%        | N/A      | N/A          | N/A       | N/A              | 89115    | N/A        | N/A       | N/A      | N/A        | 0%       | N/A      | N/A          | N/A       | N/A           |
| 89007         | N/A        | N/A              | N/A          | N/A             | 0%          | N/A      | N/A          | N/A       | N/A              | 89117    | 2          | \$945,000 | 2,436    | \$413.95   | 41%      | N/A      | N/A          | N/A       | N/A           |
| 89011         | 1          | \$755,000        | 2,497        | \$302.36        | -10%        | N/A      | N/A          | N/A       | N/A              | 89118    | 1          | \$861,420 | 3,792    | \$227.17   | -28%     | N/A      | N/A          | N/A       | N/A           |
| 89012         | 4          | \$872,000        | 3,368        | \$260.19        | 0%          | N/A      | N/A          | N/A       | N/A              | 89119    | N/A        | N/A       | N/A      | N/A        | 0%       | N/A      | N/A          | N/A       | N/A           |
| 89014         | N/A        | N/A              | N/A          | N/A             | 0%          | N/A      | N/A          | N/A       | N/A              | 89120    | 2          | \$792,500 | 3,321    | \$239.12   | 17%      | N/A      | N/A          | N/A       | N/A           |
| 89015         | 3          | \$945,673        | 3,909        | \$242.07        | -3%         | N/A      | N/A          | N/A       | N/A              | 89121    | N/A        | N/A       | N/A      | N/A        | 0%       | N/A      | N/A          | N/A       | N/A           |
| 89018         | N/A        | N/A              | N/A          | N/A             | 0%          | N/A      | N/A          | N/A       | N/A              | 89122    | N/A        | N/A       | N/A      | N/A        | 0%       | N/A      | N/A          | N/A       | N/A           |
| 89019         | N/A        | N/A              | N/A          | N/A             | 0%          | N/A      | N/A          | N/A       | N/A              | 89123    | N/A        | N/A       | N/A      | N/A        | 0%       | N/A      | N/A          | N/A       | N/A           |
| 89021         | N/A        | N/A              | N/A          | N/A             | 0%          | N/A      | N/A          | N/A       | N/A              | 89124    | N/A        | N/A       | N/A      | N/A        | 0%       | N/A      | N/A          | N/A       | N/A           |
| 89025         | N/A        | N/A              | N/A          | N/A             | 0%          | N/A      | N/A          | N/A       | N/A              | 89128    | 1          | \$760,000 | 2,419    | \$314.18   | 22%      | N/A      | N/A          | N/A       | N/A           |
| 89027         | 1          | \$825,000        | 3,423        | \$241.02        | -18%        | N/A      | N/A          | N/A       | N/A              | 89129    | 5          | \$801,068 | 3,780    | \$214.60   | -26%     | N/A      | N/A          | N/A       | N/A           |
| 89029         | N/A        | N/A              | N/A          | N/A             | 0%          | N/A      | N/A          | N/A       | N/A              | 89130    | N/A        | N/A       | N/A      | N/A        | 0%       | N/A      | N/A          | N/A       | N/A           |
| 89030         | N/A        | N/A              | N/A          | N/A             | 0%          | N/A      | N/A          | N/A       | N/A              | 89131    | 6          | \$866,904 | 3,457    | \$262.95   | 4%       | N/A      | N/A          | N/A       | N/A           |
| 89031         | 1          | \$803,000        | 3,291        | \$244.00        | 0%          | N/A      | N/A          | N/A       | N/A              | 89134    | 3          | \$832,500 | 2,860    | \$291.50   | -8%      | N/A      | N/A          | N/A       | N/A           |
| 89032         | N/A        | N/A              | N/A          | N/A             | 0%          | N/A      | N/A          | N/A       | N/A              | 89135    | 6          | \$868,333 | 2,661    | \$328.24   | 10%      | N/A      | N/A          | N/A       | N/A           |
| 89034         | N/A        | N/A              | N/A          | N/A             | 0%          | N/A      | N/A          | N/A       | N/A              | 89138    | 24         | \$838,517 | 2,557    | \$338.92   | 2%       | N/A      | N/A          | 1         | \$946,000     |
| 89039         | N/A        | N/A              | N/A          | N/A             | 0%          | N/A      | N/A          | N/A       | N/A              | 89139    | N/A        | N/A       | N/A      | N/A        | 0%       | N/A      | N/A          | N/A       | N/A           |
| 89040         | N/A        | N/A              | N/A          | N/A             | 0%          | N/A      | N/A          | N/A       | N/A              | 89141    | 3          | \$906,667 | 3,752    | \$247.51   | 1%       | N/A      | N/A          | N/A       | N/A           |
| 89044         | 4          | \$835,850        | 2,930        | \$288.56        | -8%         | N/A      | N/A          | N/A       | N/A              | 89142    | N/A        | N/A       | N/A      | N/A        | 0%       | N/A      | N/A          | N/A       | N/A           |
| 89046         | N/A        | N/A              | N/A          | N/A             | 0%          | N/A      | N/A          | N/A       | N/A              | 89143    | 4          | \$816,718 | 3,402    | \$274.55   | 25%      | N/A      | N/A          | N/A       | N/A           |
| 89052         | 4          | \$861,250        | 2,483        | \$350.42        | 7%          | N/A      | N/A          | N/A       | N/A              | 89144    | 6          | \$861,167 | 2,974    | \$295.68   | 3%       | N/A      | N/A          | N/A       | N/A           |
| 89054         | N/A        | N/A              | N/A          | N/A             | 0%          | N/A      | N/A          | N/A       | N/A              | 89145    | N/A        | N/A       | N/A      | N/A        | 0%       | N/A      | N/A          | N/A       | N/A           |
| 89074         | 3          | \$853,000        | 3,511        | \$251.48        | 1%          | N/A      | N/A          | N/A       | N/A              | 89146    | N/A        | N/A       | N/A      | N/A        | 0%       | N/A      | N/A          | N/A       | N/A           |
| 89081         | N/A        | N/A              | N/A          | N/A             | 0%          | N/A      | N/A          | N/A       | N/A              | 89147    | N/A        | N/A       | N/A      | N/A        | 0%       | N/A      | N/A          | N/A       | N/A           |
| 89084         | N/A        | N/A              | N/A          | N/A             | 0%          | N/A      | N/A          | N/A       | N/A              | 89148    | 3          | \$835,000 | 2,820    | \$329.63   | -6%      | N/A      | N/A          | N/A       | N/A           |
| 89085         | N/A        | N/A              | N/A          | N/A             | 0%          | N/A      | N/A          | N/A       | N/A              | 89149    | 10         | \$826,540 | 3,664    | \$232.64   | -20%     | N/A      | N/A          | N/A       | N/A           |
| 89086         | N/A        | N/A              | N/A          | N/A             | 0%          | N/A      | N/A          | N/A       | N/A              | 89155    | N/A        | N/A       | N/A      | N/A        | 0%       | N/A      | N/A          | N/A       | N/A           |
| 89101         | N/A        | N/A              | N/A          | N/A             | 0%          | N/A      | N/A          | N/A       | N/A              | 89156    | N/A        | N/A       | N/A      | N/A        | 0%       | N/A      | N/A          | N/A       | N/A           |
| 89102         | N/A        | N/A              | N/A          | N/A             | 0%          | N/A      | N/A          | N/A       | N/A              | 89158    | N/A        | N/A       | N/A      | N/A        | 0%       | N/A      | N/A          | N/A       | N/A           |
| 89103         | N/A        | N/A              | N/A          | N/A             | 0%          | N/A      | N/A          | N/A       | N/A              | 89161    | N/A        | N/A       | N/A      | N/A        | 0%       | N/A      | N/A          | N/A       | N/A           |
| 89104         | N/A        | N/A              | N/A          | N/A             | 0%          | N/A      | N/A          | N/A       | N/A              | 89166    | 15         | \$783,744 | 3,048    | \$263.66   | -4%      | N/A      | N/A          | N/A       | N/A           |
| 89106         | N/A        | N/A              | N/A          | N/A             | 0%          | N/A      | N/A          | N/A       | N/A              | 89169    | 1          | \$770,000 | 2,896    | \$265.88   | 4%       | N/A      | N/A          | N/A       | N/A           |
| 89107         | N/A        | N/A              | N/A          | N/A             | 0%          | N/A      | N/A          | N/A       | N/A              | 89178    | 5          | \$822,908 | 3,547    | \$232.14   | 5%       | N/A      | N/A          | N/A       | N/A           |
| 89108         | 1          | \$765,000        | 2,944        | \$259.85        | 5%          | N/A      | N/A          | N/A       | N/A              | 89179    | N/A        | N/A       | N/A      | N/A        | 0%       | N/A      | N/A          | N/A       | N/A           |
| 89109         | N/A        | N/A              | N/A          | N/A             | 0%          | N/A      | N/A          | N/A       | N/A              | 89183    | 3          | \$788,667 | 3,755    | \$211.76   | -22%     | N/A      | N/A          | N/A       | N/A           |
| <b>Totals</b> | <b>129</b> | <b>\$835,709</b> | <b>3,123</b> | <b>\$281.48</b> | <b>-16%</b> | <b>0</b> |              | <b>1</b>  | <b>\$946,000</b> |          |            |           |          |            |          |          |              |           |               |

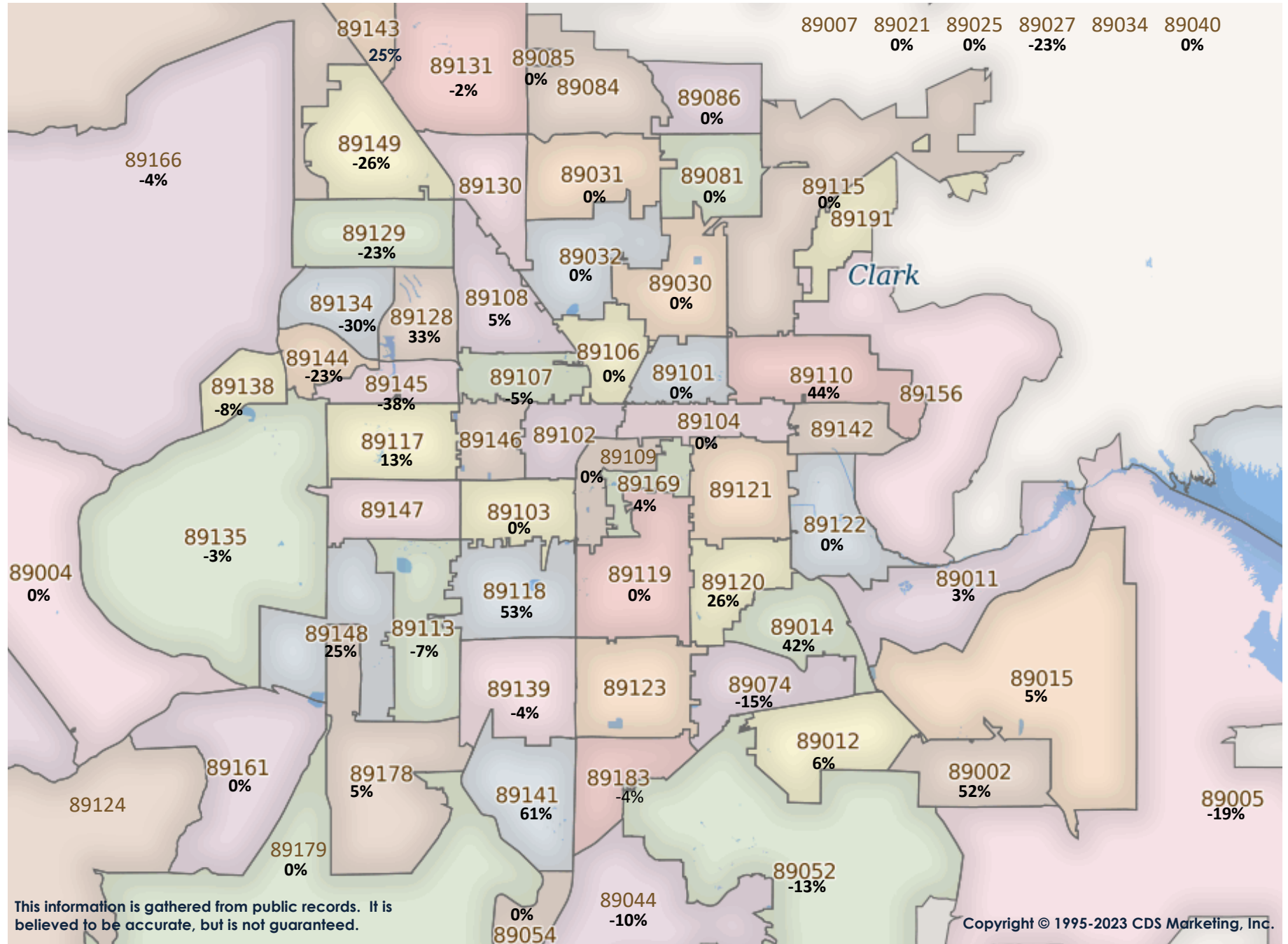
All information is based on public records. It is believed to be accurate, but is not guaranteed. All data is subject to change.  
YOY Diff is the difference between this month this year and this month last year. TD and REO sales are not included in Full Sales.

Clark County  
Year Over Year  
April



# Chicago Title

\$750K Plus  
SFR Activity  
2023 VS 2022



This information is gathered from public records. It is believed to be accurate, but is not guaranteed.

Copyright © 1995-2023 CDS Marketing, Inc.

Clark County  
Year Over Year  
April



\$750K Plus  
SFR Activity  
2023 VS 2022

| Zip Code      | Full Sales | Avg Price          | Avg Sqft     | Avg \$Sqft      | YOY Diff   | TD Sales | TD Avg Price | REO Sales | REO Avg Price    | Zip Code | Full Sales | Avg Price   | Avg Sqft | Avg \$Sqft | YOY Diff | TD Sales | TD Avg Price | REO Sales | REO Avg Price |
|---------------|------------|--------------------|--------------|-----------------|------------|----------|--------------|-----------|------------------|----------|------------|-------------|----------|------------|----------|----------|--------------|-----------|---------------|
| 89002         | 2          | \$1,437,500        | 3,537        | \$414.40        | 52%        | N/A      | N/A          | N/A       | N/A              | 89110    | 1          | \$915,000   | 2,701    | \$338.76   | 44%      | N/A      | N/A          | N/A       | N/A           |
| 89004         | N/A        | N/A                | N/A          | N/A             | 0%         | N/A      | N/A          | N/A       | N/A              | 89113    | 16         | \$1,153,971 | 4,260    | \$279.27   | -7%      | N/A      | N/A          | N/A       | N/A           |
| 89005         | 4          | \$1,331,250        | 4,020        | \$335.57        | -19%       | N/A      | N/A          | N/A       | N/A              | 89115    | N/A        | N/A         | N/A      | N/A        | 0%       | N/A      | N/A          | N/A       | N/A           |
| 89007         | N/A        | N/A                | N/A          | N/A             | 0%         | N/A      | N/A          | N/A       | N/A              | 89117    | 7          | \$1,325,000 | 3,764    | \$367.00   | 13%      | N/A      | N/A          | N/A       | N/A           |
| 89011         | 11         | \$1,434,088        | 3,545        | \$411.22        | 3%         | N/A      | N/A          | N/A       | N/A              | 89118    | 2          | \$2,478,210 | 4,526    | \$502.92   | 53%      | N/A      | N/A          | N/A       | N/A           |
| 89012         | 10         | \$2,195,113        | 4,312        | \$478.71        | 6%         | N/A      | N/A          | N/A       | N/A              | 89119    | N/A        | N/A         | N/A      | N/A        | 0%       | N/A      | N/A          | N/A       | N/A           |
| 89014         | 1          | \$1,319,605        | 4,653        | \$283.60        | 42%        | N/A      | N/A          | N/A       | N/A              | 89120    | 5          | \$1,150,000 | 3,416    | \$337.17   | 26%      | N/A      | N/A          | N/A       | N/A           |
| 89015         | 4          | \$966,755          | 3,721        | \$263.07        | 5%         | N/A      | N/A          | N/A       | N/A              | 89121    | N/A        | N/A         | N/A      | N/A        | N/A      | N/A      | N/A          | N/A       | N/A           |
| 89018         | N/A        | N/A                | N/A          | N/A             | 0%         | N/A      | N/A          | N/A       | N/A              | 89122    | N/A        | N/A         | N/A      | N/A        | 0%       | N/A      | N/A          | N/A       | N/A           |
| 89019         | N/A        | N/A                | N/A          | N/A             | 0%         | N/A      | N/A          | N/A       | N/A              | 89123    | N/A        | N/A         | N/A      | N/A        | N/A      | N/A      | N/A          | N/A       | N/A           |
| 89021         | N/A        | N/A                | N/A          | N/A             | 0%         | N/A      | N/A          | N/A       | N/A              | 89124    | N/A        | N/A         | N/A      | N/A        | N/A      | N/A      | N/A          | N/A       | N/A           |
| 89025         | N/A        | N/A                | N/A          | N/A             | 0%         | N/A      | N/A          | N/A       | N/A              | 89128    | 2          | \$1,155,000 | 3,302    | \$342.27   | 33%      | N/A      | N/A          | N/A       | N/A           |
| 89027         | 1          | \$825,000          | 3,423        | \$241.02        | -23%       | N/A      | N/A          | N/A       | N/A              | 89129    | 7          | \$872,191   | 3,795    | \$232.03   | -23%     | N/A      | N/A          | N/A       | N/A           |
| 89029         | N/A        | N/A                | N/A          | N/A             | 0%         | N/A      | N/A          | N/A       | N/A              | 89130    | N/A        | N/A         | N/A      | N/A        | N/A      | N/A      | N/A          | N/A       | N/A           |
| 89030         | N/A        | N/A                | N/A          | N/A             | 0%         | N/A      | N/A          | N/A       | N/A              | 89131    | 11         | \$988,311   | 4,036    | \$253.00   | -2%      | N/A      | N/A          | N/A       | N/A           |
| 89031         | 1          | \$803,000          | 3,291        | \$244.00        | 0%         | N/A      | N/A          | N/A       | N/A              | 89134    | 3          | \$832,500   | 2,860    | \$291.50   | -30%     | N/A      | N/A          | N/A       | N/A           |
| 89032         | N/A        | N/A                | N/A          | N/A             | 0%         | N/A      | N/A          | N/A       | N/A              | 89135    | 20         | \$1,687,027 | 3,586    | \$455.61   | -3%      | N/A      | N/A          | N/A       | N/A           |
| 89034         | N/A        | N/A                | N/A          | N/A             | N/A        | N/A      | N/A          | N/A       | N/A              | 89138    | 45         | \$1,029,294 | 2,885    | \$362.16   | -8%      | N/A      | N/A          | 1         | \$946,000     |
| 89039         | N/A        | N/A                | N/A          | N/A             | 0%         | N/A      | N/A          | N/A       | N/A              | 89139    | 1          | \$1,040,000 | 4,832    | \$215.23   | -4%      | N/A      | N/A          | N/A       | N/A           |
| 89040         | N/A        | N/A                | N/A          | N/A             | 0%         | N/A      | N/A          | N/A       | N/A              | 89141    | 12         | \$1,634,583 | 3,996    | \$429.22   | 61%      | N/A      | N/A          | N/A       | N/A           |
| 89044         | 5          | \$893,680          | 2,993        | \$300.19        | -10%       | N/A      | N/A          | N/A       | N/A              | 89142    | N/A        | N/A         | N/A      | N/A        | N/A      | N/A      | N/A          | N/A       | N/A           |
| 89046         | N/A        | N/A                | N/A          | N/A             | 0%         | N/A      | N/A          | N/A       | N/A              | 89143    | 4          | \$816,718   | 3,402    | \$274.55   | 25%      | N/A      | N/A          | N/A       | N/A           |
| 89052         | 12         | \$1,116,250        | 3,213        | \$351.83        | -13%       | N/A      | N/A          | N/A       | N/A              | 89144    | 6          | \$861,167   | 2,974    | \$295.68   | -23%     | N/A      | N/A          | N/A       | N/A           |
| 89054         | N/A        | N/A                | N/A          | N/A             | 0%         | N/A      | N/A          | N/A       | N/A              | 89145    | 1          | \$1,500,000 | 5,184    | \$289.35   | -38%     | N/A      | N/A          | N/A       | N/A           |
| 89074         | 6          | \$1,018,167        | 3,991        | \$257.44        | -15%       | N/A      | N/A          | N/A       | N/A              | 89146    | N/A        | N/A         | N/A      | N/A        | N/A      | N/A      | N/A          | N/A       | N/A           |
| 89081         | N/A        | N/A                | N/A          | N/A             | 0%         | N/A      | N/A          | N/A       | N/A              | 89147    | N/A        | N/A         | N/A      | N/A        | N/A      | N/A      | N/A          | N/A       | N/A           |
| 89084         | N/A        | N/A                | N/A          | N/A             | N/A        | N/A      | N/A          | N/A       | N/A              | 89148    | 4          | \$2,188,750 | 4,007    | \$453.71   | 25%      | N/A      | N/A          | N/A       | N/A           |
| 89085         | N/A        | N/A                | N/A          | N/A             | 0%         | N/A      | N/A          | N/A       | N/A              | 89149    | 17         | \$1,133,532 | 3,939    | \$282.48   | -26%     | N/A      | N/A          | N/A       | N/A           |
| 89086         | N/A        | N/A                | N/A          | N/A             | 0%         | N/A      | N/A          | N/A       | N/A              | 89155    | N/A        | N/A         | N/A      | N/A        | 0%       | N/A      | N/A          | N/A       | N/A           |
| 89101         | N/A        | N/A                | N/A          | N/A             | 0%         | N/A      | N/A          | N/A       | N/A              | 89156    | N/A        | N/A         | N/A      | N/A        | N/A      | N/A      | N/A          | N/A       | N/A           |
| 89102         | N/A        | N/A                | N/A          | N/A             | N/A        | N/A      | N/A          | N/A       | N/A              | 89158    | N/A        | N/A         | N/A      | N/A        | 0%       | N/A      | N/A          | N/A       | N/A           |
| 89103         | N/A        | N/A                | N/A          | N/A             | 0%         | N/A      | N/A          | N/A       | N/A              | 89161    | N/A        | N/A         | N/A      | N/A        | 0%       | N/A      | N/A          | N/A       | N/A           |
| 89104         | N/A        | N/A                | N/A          | N/A             | 0%         | N/A      | N/A          | N/A       | N/A              | 89166    | 16         | \$803,919   | 3,097    | \$265.21   | -4%      | N/A      | N/A          | N/A       | N/A           |
| 89106         | N/A        | N/A                | N/A          | N/A             | 0%         | N/A      | N/A          | N/A       | N/A              | 89169    | 1          | \$770,000   | 2,896    | \$265.88   | 4%       | N/A      | N/A          | N/A       | N/A           |
| 89107         | 2          | \$1,212,500        | 3,675        | \$345.68        | -5%        | N/A      | N/A          | N/A       | N/A              | 89178    | 5          | \$822,908   | 3,547    | \$232.14   | 5%       | N/A      | N/A          | N/A       | N/A           |
| 89108         | 1          | \$765,000          | 2,944        | \$259.85        | 5%         | N/A      | N/A          | N/A       | N/A              | 89179    | N/A        | N/A         | N/A      | N/A        | 0%       | N/A      | N/A          | N/A       | N/A           |
| 89109         | N/A        | N/A                | N/A          | N/A             | 0%         | N/A      | N/A          | N/A       | N/A              | 89183    | 4          | \$954,000   | 3,649    | \$267.65   | -4%      | N/A      | N/A          | N/A       | N/A           |
| <b>Totals</b> | <b>250</b> | <b>\$1,205,133</b> | <b>3,550</b> | <b>\$339.40</b> | <b>52%</b> | <b>0</b> |              | <b>1</b>  | <b>\$946,000</b> |          |            |             |          |            |          |          |              |           |               |

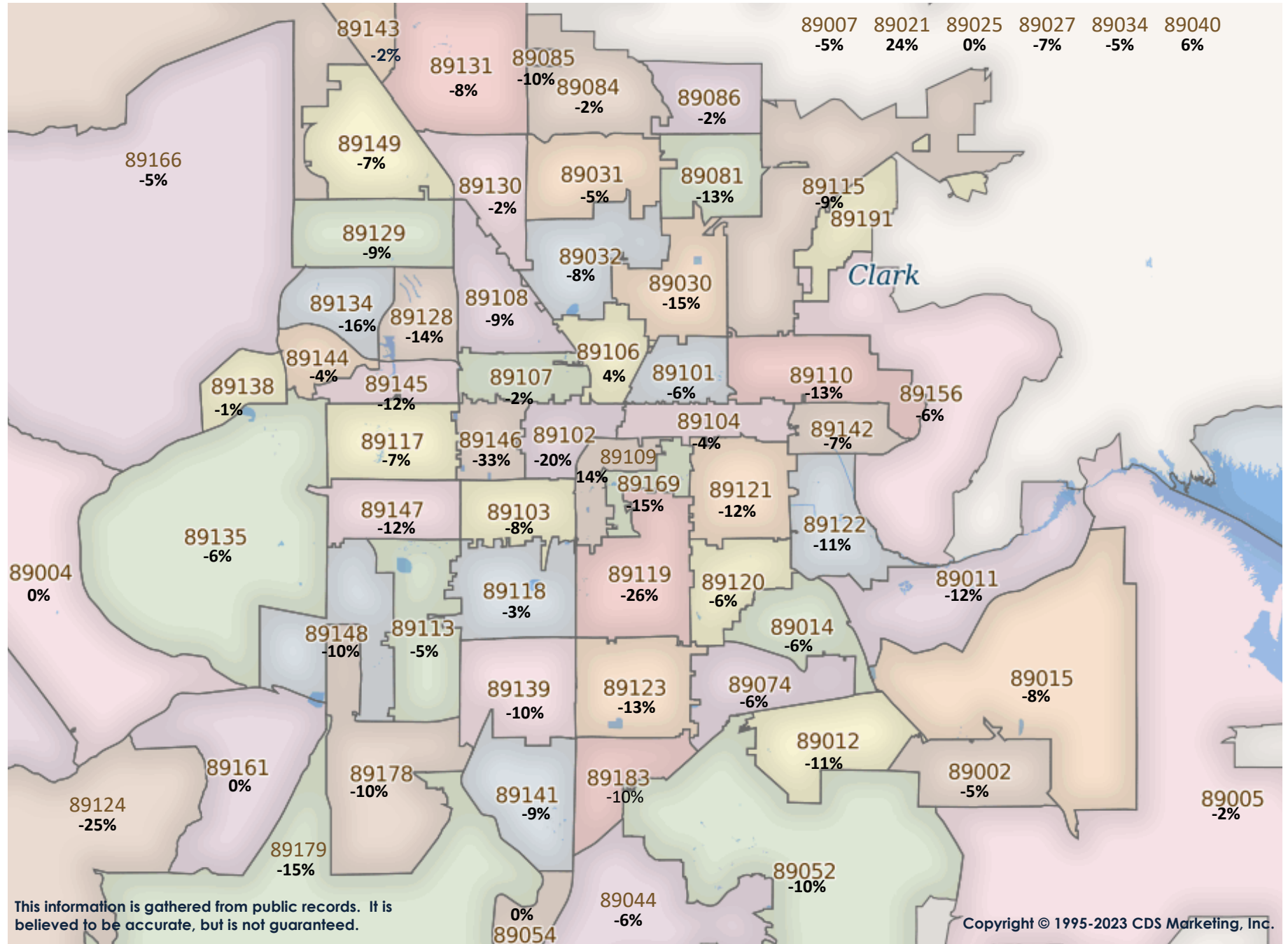
All information is based on public records. It is believed to be accurate, but is not guaranteed. All data is subject to change.  
YOY Diff is the difference between this month this year and this month last year. TD and REO sales are not included in Full Sales.

Clark County  
Year Over Year  
April



# Chicago Title

\$999K or Less  
SFR Activity  
2023 VS 2022



This information is gathered from public records. It is believed to be accurate, but is not guaranteed.

Copyright © 1995-2023 CDS Marketing, Inc.

Clark County  
Year Over Year  
April



\$999K or Less  
SFR Activity  
2023 VS 2022

| Zip Code      | Full Sales   | Avg Price        | Avg Sqft     | Avg \$Sqft      | YOY Diff   | TD Sales  | TD Avg Price     | REO Sales | REO Avg Price    | Zip Code | Full Sales | Avg Price | Avg Sqft | Avg \$Sqft | YOY Diff | TD Sales | TD Avg Price | REO Sales | REO Avg Price |
|---------------|--------------|------------------|--------------|-----------------|------------|-----------|------------------|-----------|------------------|----------|------------|-----------|----------|------------|----------|----------|--------------|-----------|---------------|
| 89002         | 35           | \$444,107        | 1,999        | \$229.50        | -5%        | 1         | \$380,000        | N/A       | N/A              | 89110    | 37         | \$385,743 | 2,029    | \$199.79   | -13%     | 1        | \$330,000    | N/A       | N/A           |
| 89004         | N/A          | N/A              | N/A          | N/A             | 0%         | N/A       | N/A              | N/A       | N/A              | 89113    | 106        | \$508,433 | 2,246    | \$233.32   | -5%      | N/A      | N/A          | N/A       | N/A           |
| 89005         | 13           | \$459,731        | 1,562        | \$295.04        | -2%        | N/A       | N/A              | N/A       | N/A              | 89115    | 30         | \$317,413 | 1,520    | \$213.78   | -9%      | 1        | \$232,000    | 1         | \$355,000     |
| 89007         | N/A          | N/A              | N/A          | N/A             | 0%         | N/A       | N/A              | N/A       | N/A              | 89117    | 39         | \$504,212 | 2,144    | \$241.51   | -7%      | 1        | \$319,500    | N/A       | N/A           |
| 89011         | 72           | \$495,491        | 2,116        | \$241.57        | -12%       | 2         | \$308,299        | 2         | \$362,500        | 89118    | 17         | \$477,252 | 2,084    | \$235.97   | -3%      | N/A      | N/A          | N/A       | N/A           |
| 89012         | 37           | \$507,040        | 2,121        | \$247.74        | -11%       | N/A       | N/A              | N/A       | N/A              | 89119    | 7          | \$350,000 | 1,848    | \$212.47   | -26%     | 1        | \$282,100    | N/A       | N/A           |
| 89014         | 17           | \$434,350        | 1,838        | \$240.57        | -6%        | 1         | \$281,251        | 2         | \$422,000        | 89120    | 24         | \$468,700 | 1,987    | \$240.49   | -6%      | N/A      | N/A          | 1         | \$317,363     |
| 89015         | 38           | \$404,893        | 1,701        | \$245.33        | -8%        | N/A       | N/A              | N/A       | N/A              | 89121    | 53         | \$341,964 | 1,809    | \$194.10   | -12%     | N/A      | N/A          | 1         | \$410,000     |
| 89018         | 2            | \$260,789        | 1,414        | \$181.15        | 29%        | N/A       | N/A              | N/A       | N/A              | 89122    | 45         | \$302,299 | 1,477    | \$205.82   | -11%     | 4        | \$297,227    | 1         | \$365,000     |
| 89019         | 2            | \$181,500        | 1,380        | \$142.78        | 3%         | N/A       | N/A              | N/A       | N/A              | 89123    | 46         | \$464,379 | 2,052    | \$233.89   | -13%     | 1        | \$363,000    | N/A       | N/A           |
| 89021         | 6            | \$497,408        | 2,118        | \$251.94        | 24%        | 1         | \$277,564        | N/A       | N/A              | 89124    | 1          | \$405,000 | 1,248    | \$324.52   | -25%     | N/A      | N/A          | N/A       | N/A           |
| 89025         | N/A          | N/A              | N/A          | N/A             | 0%         | N/A       | N/A              | N/A       | N/A              | 89128    | 29         | \$444,158 | 2,079    | \$223.98   | -14%     | N/A      | N/A          | N/A       | N/A           |
| 89027         | 19           | \$388,368        | 1,695        | \$233.67        | -7%        | N/A       | N/A              | N/A       | N/A              | 89129    | 62         | \$467,494 | 2,156    | \$224.82   | -9%      | 2        | \$357,250    | 2         | \$468,250     |
| 89029         | 8            | \$318,625        | 1,621        | \$198.04        | 5%         | N/A       | N/A              | N/A       | N/A              | 89130    | 45         | \$428,785 | 1,877    | \$234.07   | -2%      | N/A      | N/A          | N/A       | N/A           |
| 89030         | 24           | \$255,192        | 1,252        | \$211.42        | -15%       | N/A       | N/A              | N/A       | N/A              | 89131    | 43         | \$563,344 | 2,518    | \$224.64   | -8%      | N/A      | N/A          | N/A       | N/A           |
| 89031         | 83           | \$397,876        | 1,848        | \$223.32        | -5%        | 2         | \$305,170        | 5         | \$378,230        | 89134    | 57         | \$493,425 | 1,884    | \$264.51   | -16%     | N/A      | N/A          | 1         | \$430,000     |
| 89032         | 51           | \$367,159        | 1,745        | \$216.48        | -8%        | N/A       | N/A              | N/A       | N/A              | 89135    | 34         | \$601,662 | 2,105    | \$288.28   | -6%      | N/A      | N/A          | N/A       | N/A           |
| 89034         | 9            | \$439,611        | 1,671        | \$261.95        | -5%        | N/A       | N/A              | N/A       | N/A              | 89138    | 64         | \$686,399 | 2,210    | \$317.89   | -1%      | N/A      | N/A          | 1         | \$946,000     |
| 89039         | N/A          | N/A              | N/A          | N/A             | 0%         | N/A       | N/A              | N/A       | N/A              | 89139    | 62         | \$464,578 | 2,209    | \$218.03   | -10%     | 1        | \$331,000    | N/A       | N/A           |
| 89040         | 6            | \$241,154        | 1,425        | \$177.58        | 6%         | N/A       | N/A              | N/A       | N/A              | 89141    | 89         | \$512,107 | 2,386    | \$219.12   | -9%      | 1        | \$336,000    | N/A       | N/A           |
| 89044         | 103          | \$520,984        | 2,099        | \$252.81        | -6%        | N/A       | N/A              | N/A       | N/A              | 89142    | 21         | \$349,610 | 1,628    | \$219.54   | -7%      | N/A      | N/A          | N/A       | N/A           |
| 89046         | N/A          | N/A              | N/A          | N/A             | 0%         | N/A       | N/A              | N/A       | N/A              | 89143    | 41         | \$488,649 | 2,084    | \$240.85   | -2%      | N/A      | N/A          | N/A       | N/A           |
| 89052         | 50           | \$527,115        | 2,056        | \$264.27        | -10%       | 1         | \$417,000        | 1         | \$460,000        | 89144    | 15         | \$591,804 | 2,089    | \$286.34   | -4%      | 1        | \$665,762    | N/A       | N/A           |
| 89054         | N/A          | N/A              | N/A          | N/A             | 0%         | N/A       | N/A              | N/A       | N/A              | 89145    | 22         | \$385,166 | 1,711    | \$230.32   | -12%     | N/A      | N/A          | N/A       | N/A           |
| 89074         | 49           | \$535,152        | 2,275        | \$242.85        | -6%        | N/A       | N/A              | 2         | \$426,000        | 89146    | 7          | \$375,365 | 1,993    | \$193.26   | -33%     | N/A      | N/A          | N/A       | N/A           |
| 89081         | 52           | \$390,555        | 2,069        | \$194.12        | -13%       | N/A       | N/A              | N/A       | N/A              | 89147    | 37         | \$413,337 | 1,984    | \$222.70   | -12%     | 1        | \$298,000    | 2         | \$395,000     |
| 89084         | 59           | \$440,813        | 2,133        | \$214.93        | -2%        | 1         | \$299,040        | N/A       | N/A              | 89148    | 64         | \$485,809 | 2,044    | \$243.11   | -10%     | 1        | \$336,000    | N/A       | N/A           |
| 89085         | 4            | \$564,844        | 3,158        | \$183.69        | -10%       | N/A       | N/A              | N/A       | N/A              | 89149    | 66         | \$530,265 | 2,355    | \$228.18   | -7%      | 1        | \$714,124    | 2         | \$455,500     |
| 89086         | 33           | \$418,220        | 1,869        | \$228.34        | -2%        | N/A       | N/A              | N/A       | N/A              | 89155    | N/A        | N/A       | N/A      | N/A        | 0%       | N/A      | N/A          | N/A       | N/A           |
| 89101         | 11           | \$275,011        | 1,281        | \$226.33        | -6%        | N/A       | N/A              | N/A       | N/A              | 89156    | 27         | \$338,314 | 1,717    | \$203.69   | -6%      | 1        | \$279,424    | 3         | \$336,497     |
| 89102         | 14           | \$349,812        | 1,765        | \$201.57        | -20%       | N/A       | N/A              | N/A       | N/A              | 89158    | N/A        | N/A       | N/A      | N/A        | 0%       | N/A      | N/A          | N/A       | N/A           |
| 89103         | 18           | \$388,139        | 1,741        | \$225.87        | -8%        | N/A       | N/A              | N/A       | N/A              | 89161    | 1          | \$637,000 | 1,501    | \$424.38   | 0%       | N/A      | N/A          | N/A       | N/A           |
| 89104         | 20           | \$378,835        | 1,712        | \$224.23        | -4%        | 1         | \$306,264        | N/A       | N/A              | 89166    | 118        | \$532,970 | 2,282    | \$236.69   | -5%      | N/A      | N/A          | N/A       | N/A           |
| 89106         | 20           | \$309,525        | 1,394        | \$226.93        | 4%         | 1         | \$236,181        | N/A       | N/A              | 89169    | 6          | \$477,083 | 2,133    | \$228.41   | -15%     | N/A      | N/A          | N/A       | N/A           |
| 89107         | 27           | \$342,108        | 1,604        | \$220.83        | -2%        | N/A       | N/A              | 1         | \$315,000        | 89178    | 76         | \$492,405 | 2,261    | \$221.42   | -10%     | 2        | \$433,250    | N/A       | N/A           |
| 89108         | 36           | \$347,138        | 1,618        | \$220.46        | -9%        | 1         | \$270,492        | 1         | \$279,000        | 89179    | 7          | \$417,991 | 2,048    | \$206.66   | -15%     | N/A      | N/A          | N/A       | N/A           |
| 89109         | 1            | \$645,000        | 2,425        | \$265.98        | 14%        | N/A       | N/A              | N/A       | N/A              | 89183    | 34         | \$475,419 | 2,141    | \$232.90   | -10%     | 1        | \$441,868    | 1         | \$330,000     |
| <b>Totals</b> | <b>2,351</b> | <b>\$459,882</b> | <b>2,023</b> | <b>\$232.70</b> | <b>-5%</b> | <b>33</b> | <b>\$345,255</b> | <b>30</b> | <b>\$405,550</b> |          |            |           |          |            |          |          |              |           |               |

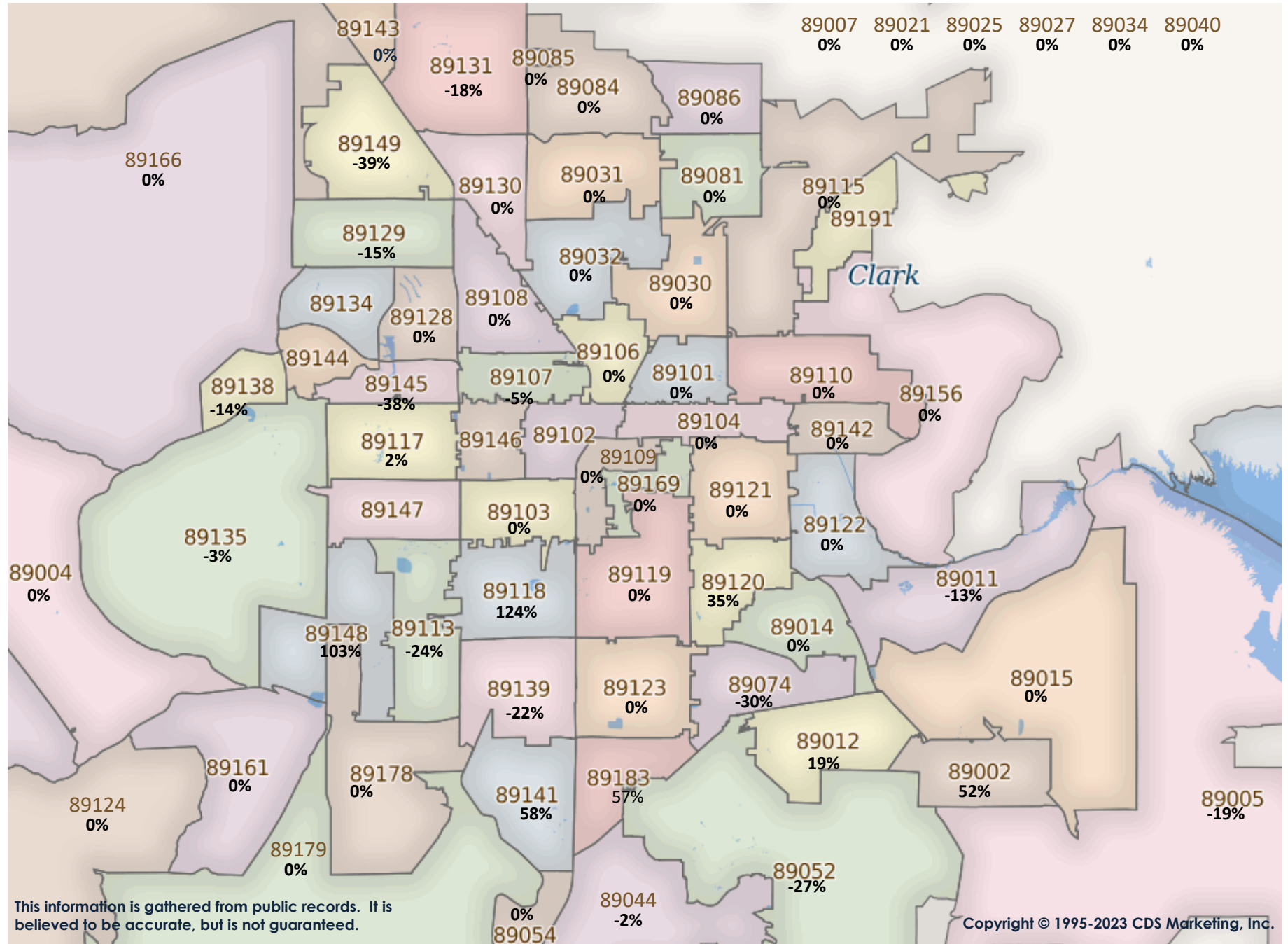
All information is based on public records. It is believed to be accurate, but is not guaranteed. All data is subject to change.  
YOY Diff is the difference between this month this year and this month last year. TD and REO sales are not included in Full Sales.

Clark County  
Year Over Year  
April



# Chicago Title

\$1M Plus  
SFR Activity  
2023 VS 2022



This information is gathered from public records. It is believed to be accurate, but is not guaranteed.

Copyright © 1995-2023 CDS Marketing, Inc.

Clark County  
Year Over Year  
April



\$1M Plus  
SFR Activity  
2023 VS 2022

| Zip Code      | Full Sales | Avg Price          | Avg Sqft     | Avg \$Sqft      | YOY Diff   | TD Sales | TD Avg Price | REO Sales | REO Avg Price | Zip Code | Full Sales | Avg Price   | Avg Sqft | Avg \$Sqft | YOY Diff | TD Sales | TD Avg Price | REO Sales | REO Avg Price |
|---------------|------------|--------------------|--------------|-----------------|------------|----------|--------------|-----------|---------------|----------|------------|-------------|----------|------------|----------|----------|--------------|-----------|---------------|
| 89002         | 2          | \$1,437,500        | 3,537        | \$414.40        | 52%        | N/A      | N/A          | N/A       | N/A           | 89110    | N/A        | N/A         | N/A      | N/A        | 0%       | N/A      | N/A          | N/A       | N/A           |
| 89004         | N/A        | N/A                | N/A          | N/A             | 0%         | N/A      | N/A          | N/A       | N/A           | 89113    | 11         | \$1,300,776 | 4,447    | \$305.37   | -24%     | N/A      | N/A          | N/A       | N/A           |
| 89005         | 3          | \$1,491,667        | 4,462        | \$342.14        | -19%       | N/A      | N/A          | N/A       | N/A           | 89115    | N/A        | N/A         | N/A      | N/A        | 0%       | N/A      | N/A          | N/A       | N/A           |
| 89007         | N/A        | N/A                | N/A          | N/A             | 0%         | N/A      | N/A          | N/A       | N/A           | 89117    | 5          | \$1,477,000 | 4,296    | \$348.21   | 2%       | N/A      | N/A          | N/A       | N/A           |
| 89011         | 10         | \$1,501,997        | 3,650        | \$422.11        | -13%       | N/A      | N/A          | N/A       | N/A           | 89118    | 1          | \$4,095,000 | 5,259    | \$778.67   | 124%     | N/A      | N/A          | N/A       | N/A           |
| 89012         | 6          | \$3,077,188        | 4,942        | \$624.39        | 19%        | N/A      | N/A          | N/A       | N/A           | 89119    | N/A        | N/A         | N/A      | N/A        | 0%       | N/A      | N/A          | N/A       | N/A           |
| 89014         | 1          | \$1,319,605        | 4,653        | \$283.60        | 0%         | N/A      | N/A          | N/A       | N/A           | 89120    | 3          | \$1,388,333 | 3,479    | \$402.54   | 35%      | N/A      | N/A          | N/A       | N/A           |
| 89015         | 1          | \$1,030,000        | 3,159        | \$326.05        | 0%         | N/A      | N/A          | N/A       | N/A           | 89121    | N/A        | N/A         | N/A      | N/A        | 0%       | N/A      | N/A          | N/A       | N/A           |
| 89018         | N/A        | N/A                | N/A          | N/A             | 0%         | N/A      | N/A          | N/A       | N/A           | 89122    | N/A        | N/A         | N/A      | N/A        | 0%       | N/A      | N/A          | N/A       | N/A           |
| 89019         | N/A        | N/A                | N/A          | N/A             | 0%         | N/A      | N/A          | N/A       | N/A           | 89123    | N/A        | N/A         | N/A      | N/A        | 0%       | N/A      | N/A          | N/A       | N/A           |
| 89021         | N/A        | N/A                | N/A          | N/A             | 0%         | N/A      | N/A          | N/A       | N/A           | 89124    | N/A        | N/A         | N/A      | N/A        | 0%       | N/A      | N/A          | N/A       | N/A           |
| 89025         | N/A        | N/A                | N/A          | N/A             | 0%         | N/A      | N/A          | N/A       | N/A           | 89128    | 1          | \$1,550,000 | 4,185    | \$370.37   | 0%       | N/A      | N/A          | N/A       | N/A           |
| 89027         | N/A        | N/A                | N/A          | N/A             | 0%         | N/A      | N/A          | N/A       | N/A           | 89129    | 2          | \$1,050,000 | 3,830    | \$275.60   | -15%     | N/A      | N/A          | N/A       | N/A           |
| 89029         | N/A        | N/A                | N/A          | N/A             | 0%         | N/A      | N/A          | N/A       | N/A           | 89130    | N/A        | N/A         | N/A      | N/A        | 0%       | N/A      | N/A          | N/A       | N/A           |
| 89030         | N/A        | N/A                | N/A          | N/A             | 0%         | N/A      | N/A          | N/A       | N/A           | 89131    | 5          | \$1,134,000 | 4,730    | \$241.05   | -18%     | N/A      | N/A          | N/A       | N/A           |
| 89031         | N/A        | N/A                | N/A          | N/A             | 0%         | N/A      | N/A          | N/A       | N/A           | 89134    | N/A        | N/A         | N/A      | N/A        | N/A      | N/A      | N/A          | N/A       | N/A           |
| 89032         | N/A        | N/A                | N/A          | N/A             | 0%         | N/A      | N/A          | N/A       | N/A           | 89135    | 14         | \$2,037,895 | 3,982    | \$510.20   | -3%      | N/A      | N/A          | N/A       | N/A           |
| 89034         | N/A        | N/A                | N/A          | N/A             | 0%         | N/A      | N/A          | N/A       | N/A           | 89138    | 21         | \$1,247,326 | 3,261    | \$388.71   | -14%     | N/A      | N/A          | N/A       | N/A           |
| 89039         | N/A        | N/A                | N/A          | N/A             | 0%         | N/A      | N/A          | N/A       | N/A           | 89139    | 1          | \$1,040,000 | 4,832    | \$215.23   | -22%     | N/A      | N/A          | N/A       | N/A           |
| 89040         | N/A        | N/A                | N/A          | N/A             | 0%         | N/A      | N/A          | N/A       | N/A           | 89141    | 9          | \$1,877,222 | 4,077    | \$489.79   | 58%      | N/A      | N/A          | N/A       | N/A           |
| 89044         | 1          | \$1,125,000        | 3,245        | \$346.69        | -2%        | N/A      | N/A          | N/A       | N/A           | 89142    | N/A        | N/A         | N/A      | N/A        | 0%       | N/A      | N/A          | N/A       | N/A           |
| 89046         | N/A        | N/A                | N/A          | N/A             | 0%         | N/A      | N/A          | N/A       | N/A           | 89143    | N/A        | N/A         | N/A      | N/A        | 0%       | N/A      | N/A          | N/A       | N/A           |
| 89052         | 8          | \$1,243,750        | 3,578        | \$352.54        | -27%       | N/A      | N/A          | N/A       | N/A           | 89144    | N/A        | N/A         | N/A      | N/A        | N/A      | N/A      | N/A          | N/A       | N/A           |
| 89054         | N/A        | N/A                | N/A          | N/A             | 0%         | N/A      | N/A          | N/A       | N/A           | 89145    | 1          | \$1,500,000 | 5,184    | \$289.35   | -38%     | N/A      | N/A          | N/A       | N/A           |
| 89074         | 3          | \$1,183,333        | 4,471        | \$263.41        | -30%       | N/A      | N/A          | N/A       | N/A           | 89146    | N/A        | N/A         | N/A      | N/A        | N/A      | N/A      | N/A          | N/A       | N/A           |
| 89081         | N/A        | N/A                | N/A          | N/A             | 0%         | N/A      | N/A          | N/A       | N/A           | 89147    | N/A        | N/A         | N/A      | N/A        | N/A      | N/A      | N/A          | N/A       | N/A           |
| 89084         | N/A        | N/A                | N/A          | N/A             | 0%         | N/A      | N/A          | N/A       | N/A           | 89148    | 1          | \$6,250,000 | 7,567    | \$825.95   | 103%     | N/A      | N/A          | N/A       | N/A           |
| 89085         | N/A        | N/A                | N/A          | N/A             | 0%         | N/A      | N/A          | N/A       | N/A           | 89149    | 7          | \$1,572,091 | 4,333    | \$353.68   | -39%     | N/A      | N/A          | N/A       | N/A           |
| 89086         | N/A        | N/A                | N/A          | N/A             | 0%         | N/A      | N/A          | N/A       | N/A           | 89155    | N/A        | N/A         | N/A      | N/A        | 0%       | N/A      | N/A          | N/A       | N/A           |
| 89101         | N/A        | N/A                | N/A          | N/A             | 0%         | N/A      | N/A          | N/A       | N/A           | 89156    | N/A        | N/A         | N/A      | N/A        | 0%       | N/A      | N/A          | N/A       | N/A           |
| 89102         | N/A        | N/A                | N/A          | N/A             | N/A        | N/A      | N/A          | N/A       | N/A           | 89158    | N/A        | N/A         | N/A      | N/A        | 0%       | N/A      | N/A          | N/A       | N/A           |
| 89103         | N/A        | N/A                | N/A          | N/A             | 0%         | N/A      | N/A          | N/A       | N/A           | 89161    | N/A        | N/A         | N/A      | N/A        | 0%       | N/A      | N/A          | N/A       | N/A           |
| 89104         | N/A        | N/A                | N/A          | N/A             | 0%         | N/A      | N/A          | N/A       | N/A           | 89166    | 1          | \$1,106,539 | 3,836    | \$288.46   | 0%       | N/A      | N/A          | N/A       | N/A           |
| 89106         | N/A        | N/A                | N/A          | N/A             | 0%         | N/A      | N/A          | N/A       | N/A           | 89169    | N/A        | N/A         | N/A      | N/A        | 0%       | N/A      | N/A          | N/A       | N/A           |
| 89107         | 2          | \$1,212,500        | 3,675        | \$345.68        | -5%        | N/A      | N/A          | N/A       | N/A           | 89178    | N/A        | N/A         | N/A      | N/A        | 0%       | N/A      | N/A          | N/A       | N/A           |
| 89108         | N/A        | N/A                | N/A          | N/A             | 0%         | N/A      | N/A          | N/A       | N/A           | 89179    | N/A        | N/A         | N/A      | N/A        | 0%       | N/A      | N/A          | N/A       | N/A           |
| 89109         | N/A        | N/A                | N/A          | N/A             | 0%         | N/A      | N/A          | N/A       | N/A           | 89183    | 1          | \$1,450,000 | 3,331    | \$435.30   | 57%      | N/A      | N/A          | N/A       | N/A           |
| <b>Totals</b> | <b>121</b> | <b>\$1,598,982</b> | <b>4,005</b> | <b>\$401.14</b> | <b>52%</b> | <b>0</b> |              |           |               | <b>0</b> |            |             |          |            |          |          |              |           |               |

All information is based on public records. It is believed to be accurate, but is not guaranteed. All data is subject to change.  
YOY Diff is the difference between this month this year and this month last year. TD and REO sales are not included in Full Sales.

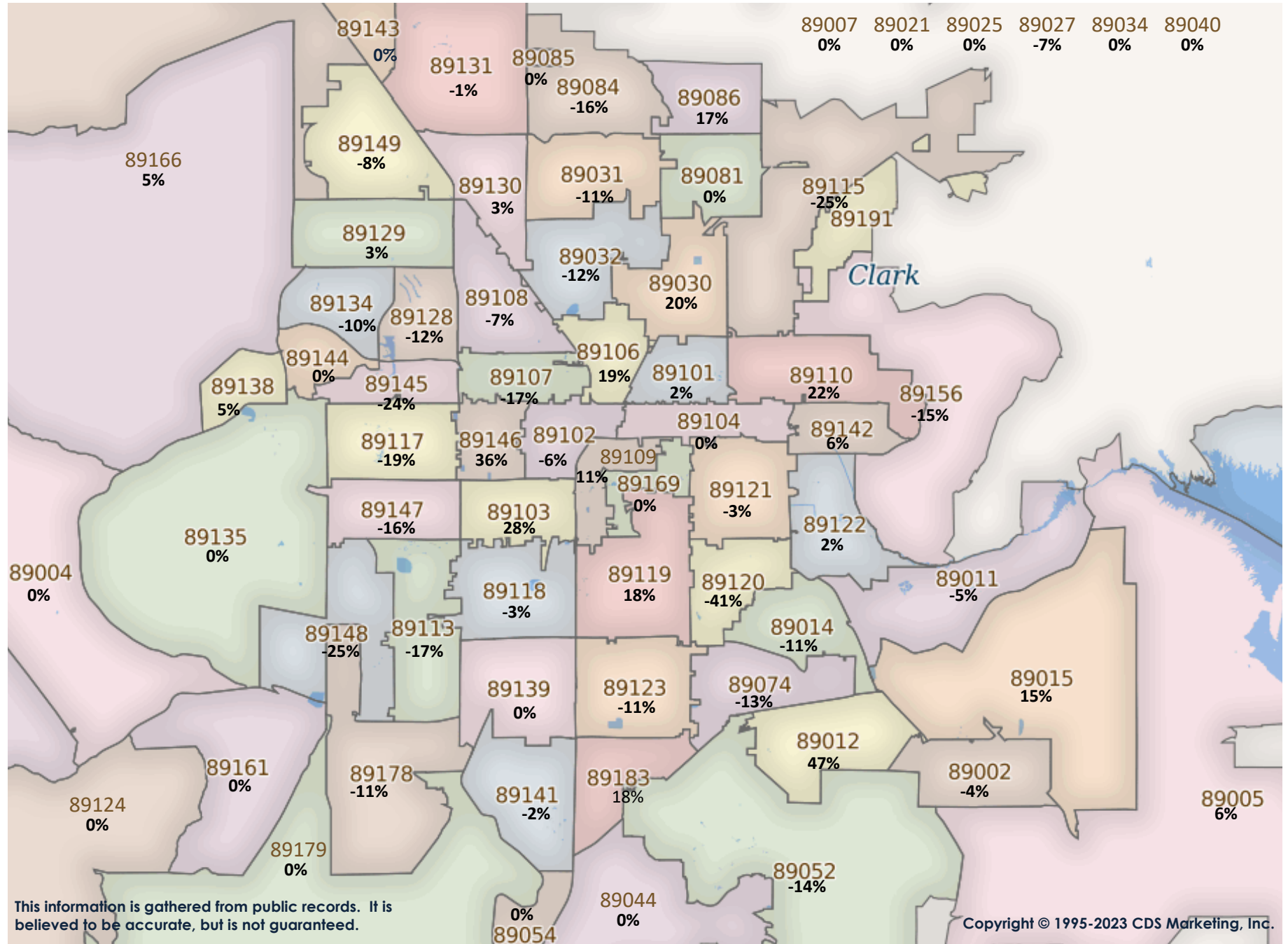


Clark County  
Year Over Year  
April



# Chicago Title

Townhome Activity  
2023 VS 2022



This information is gathered from public records. It is believed to be accurate, but is not guaranteed.

Copyright © 1995-2023 CDS Marketing, Inc.

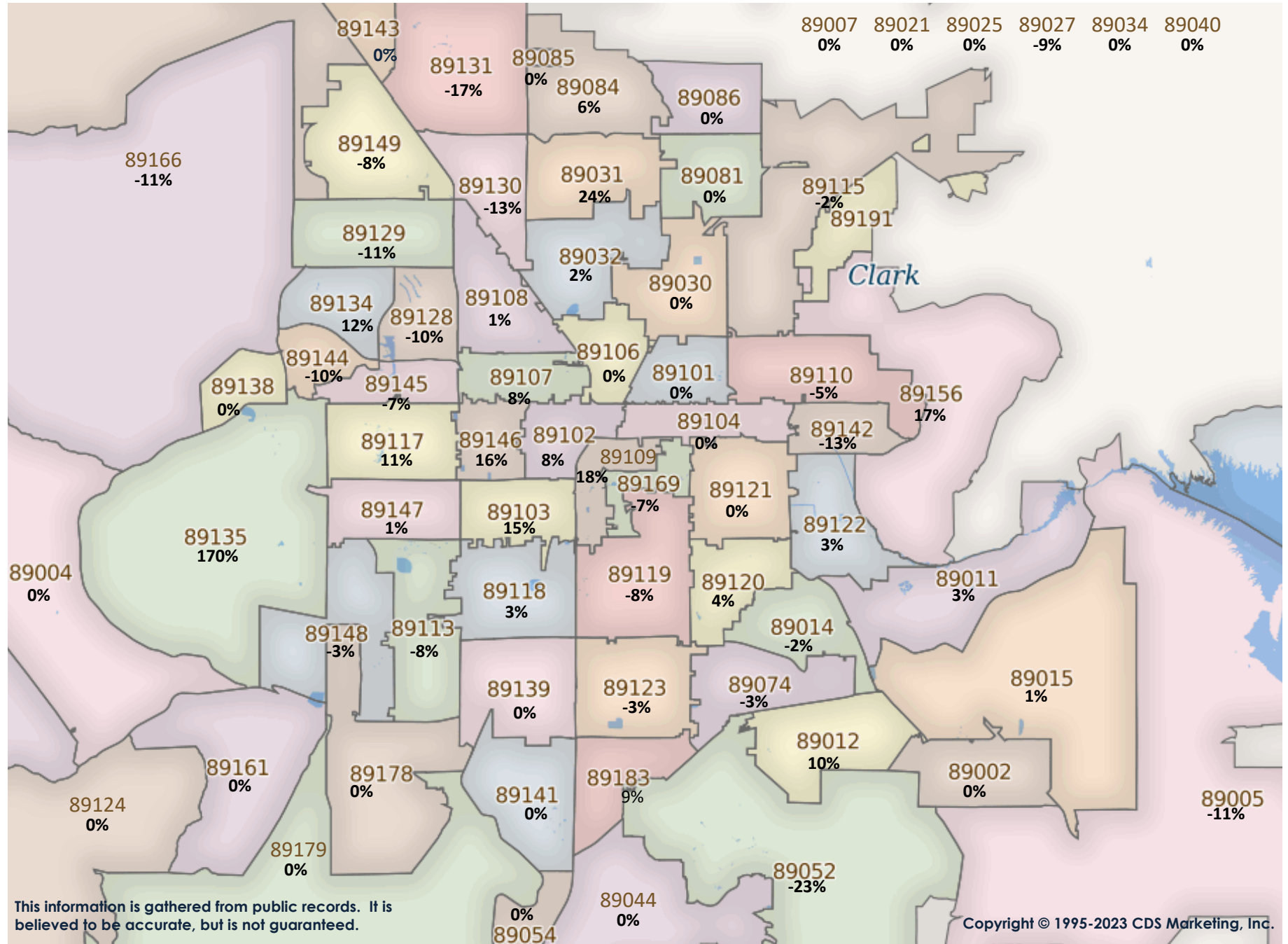
Clark County  
Year Over Year  
April



Townhome Activity  
2023 VS 2022

| Zip Code      | Full Sales | Avg Price        | Avg Sqft     | Avg \$Sqft      | YOY Diff   | TD Sales | TD Avg Price     | REO Sales | REO Avg Price    | Zip Code | Full Sales | Avg Price | Avg Sqft | Avg \$Sqft | YOY Diff | TD Sales | TD Avg Price | REO Sales | REO Avg Price |
|---------------|------------|------------------|--------------|-----------------|------------|----------|------------------|-----------|------------------|----------|------------|-----------|----------|------------|----------|----------|--------------|-----------|---------------|
| 89002         | 13         | \$319,884        | 1,373        | \$235.89        | -4%        | N/A      | N/A              | 1         | \$315,000        | 89110    | 6          | \$199,667 | 1,005    | \$205.04   | 22%      | N/A      | N/A          | N/A       | N/A           |
| 89004         | N/A        | N/A              | N/A          | N/A             | 0%         | N/A      | N/A              | N/A       | N/A              | 89113    | 3          | \$419,705 | 1,571    | \$268.71   | -17%     | N/A      | N/A          | N/A       | N/A           |
| 89005         | 1          | \$325,000        | 1,282        | \$253.51        | 6%         | N/A      | N/A              | N/A       | N/A              | 89115    | 4          | \$246,750 | 1,418    | \$173.12   | -25%     | N/A      | N/A          | N/A       | N/A           |
| 89007         | N/A        | N/A              | N/A          | N/A             | 0%         | N/A      | N/A              | N/A       | N/A              | 89117    | 6          | \$288,500 | 1,308    | \$220.79   | -19%     | N/A      | N/A          | N/A       | N/A           |
| 89011         | 26         | \$335,909        | 1,407        | \$241.47        | -5%        | N/A      | N/A              | N/A       | N/A              | 89118    | 5          | \$319,600 | 1,427    | \$227.69   | -3%      | N/A      | N/A          | N/A       | N/A           |
| 89012         | 9          | \$1,305,959      | 2,065        | \$520.90        | 47%        | N/A      | N/A              | N/A       | N/A              | 89119    | 3          | \$172,600 | 903      | \$193.13   | 18%      | N/A      | N/A          | N/A       | N/A           |
| 89014         | 6          | \$302,150        | 1,422        | \$218.96        | -11%       | N/A      | N/A              | N/A       | N/A              | 89120    | 5          | \$168,195 | 1,267    | \$136.79   | -41%     | N/A      | N/A          | N/A       | N/A           |
| 89015         | 2          | \$332,500        | 1,408        | \$235.91        | 15%        | N/A      | N/A              | N/A       | N/A              | 89121    | 29         | \$293,000 | 1,634    | \$182.49   | -3%      | N/A      | N/A          | 1         | \$254,000     |
| 89018         | N/A        | N/A              | N/A          | N/A             | 0%         | N/A      | N/A              | N/A       | N/A              | 89122    | 6          | \$268,333 | 1,224    | \$219.43   | 2%       | N/A      | N/A          | N/A       | N/A           |
| 89019         | N/A        | N/A              | N/A          | N/A             | 0%         | N/A      | N/A              | N/A       | N/A              | 89123    | 8          | \$329,875 | 1,378    | \$240.52   | -11%     | 1        | \$41,200     | N/A       | N/A           |
| 89021         | N/A        | N/A              | N/A          | N/A             | 0%         | N/A      | N/A              | N/A       | N/A              | 89124    | N/A        | N/A       | N/A      | N/A        | 0%       | N/A      | N/A          | N/A       | N/A           |
| 89025         | N/A        | N/A              | N/A          | N/A             | 0%         | N/A      | N/A              | N/A       | N/A              | 89128    | 5          | \$322,600 | 1,395    | \$231.24   | -12%     | N/A      | N/A          | N/A       | N/A           |
| 89027         | 10         | \$309,826        | 1,484        | \$211.91        | -7%        | N/A      | N/A              | 1         | \$310,000        | 89129    | 8          | \$342,500 | 1,547    | \$225.66   | 3%       | N/A      | N/A          | N/A       | N/A           |
| 89029         | 3          | \$249,500        | 1,106        | \$230.16        | 5%         | N/A      | N/A              | N/A       | N/A              | 89130    | 3          | \$308,667 | 1,256    | \$247.79   | 3%       | N/A      | N/A          | 1         | \$285,000     |
| 89030         | 1          | \$149,000        | 991          | \$150.35        | 20%        | N/A      | N/A              | N/A       | N/A              | 89131    | 2          | \$331,500 | 1,174    | \$285.83   | -1%      | N/A      | N/A          | N/A       | N/A           |
| 89031         | 9          | \$317,543        | 1,614        | \$201.63        | -11%       | N/A      | N/A              | N/A       | N/A              | 89134    | 20         | \$363,429 | 1,392    | \$265.58   | -10%     | N/A      | N/A          | N/A       | N/A           |
| 89032         | 2          | \$287,500        | 1,574        | \$182.64        | -12%       | N/A      | N/A              | 1         | \$297,000        | 89135    | 3          | \$502,667 | 1,596    | \$310.54   | 0%       | N/A      | N/A          | N/A       | N/A           |
| 89034         | N/A        | N/A              | N/A          | N/A             | 0%         | N/A      | N/A              | N/A       | N/A              | 89138    | 3          | \$469,854 | 1,648    | \$288.76   | 5%       | N/A      | N/A          | N/A       | N/A           |
| 89039         | N/A        | N/A              | N/A          | N/A             | 0%         | N/A      | N/A              | N/A       | N/A              | 89139    | 8          | \$348,615 | 1,364    | \$255.74   | 0%       | N/A      | N/A          | N/A       | N/A           |
| 89040         | N/A        | N/A              | N/A          | N/A             | 0%         | N/A      | N/A              | N/A       | N/A              | 89141    | 5          | \$408,019 | 1,616    | \$254.13   | -2%      | N/A      | N/A          | N/A       | N/A           |
| 89044         | 25         | \$392,820        | 1,719        | \$230.62        | 0%         | N/A      | N/A              | N/A       | N/A              | 89142    | 1          | \$270,000 | 1,245    | \$216.87   | 6%       | N/A      | N/A          | N/A       | N/A           |
| 89046         | N/A        | N/A              | N/A          | N/A             | 0%         | N/A      | N/A              | N/A       | N/A              | 89143    | 1          | \$491,020 | 1,682    | \$291.93   | 0%       | N/A      | N/A          | N/A       | N/A           |
| 89052         | 6          | \$394,500        | 1,718        | \$231.09        | -14%       | N/A      | N/A              | 1         | \$375,000        | 89144    | N/A        | N/A       | N/A      | N/A        | 0%       | 1        | \$354,779    | N/A       | N/A           |
| 89054         | N/A        | N/A              | N/A          | N/A             | 0%         | N/A      | N/A              | N/A       | N/A              | 89145    | 2          | \$242,253 | 1,382    | \$191.37   | -24%     | N/A      | N/A          | N/A       | N/A           |
| 89074         | 3          | \$336,667        | 1,513        | \$222.13        | -13%       | N/A      | N/A              | N/A       | N/A              | 89146    | 1          | \$300,000 | 1,149    | \$261.10   | 36%      | N/A      | N/A          | N/A       | N/A           |
| 89081         | N/A        | N/A              | N/A          | N/A             | 0%         | N/A      | N/A              | N/A       | N/A              | 89147    | 11         | \$280,444 | 1,292    | \$220.65   | -16%     | N/A      | N/A          | 1         | \$315,000     |
| 89084         | 6          | \$324,421        | 1,572        | \$207.76        | -16%       | N/A      | N/A              | N/A       | N/A              | 89148    | 9          | \$481,886 | 2,182    | \$232.67   | -25%     | N/A      | N/A          | N/A       | N/A           |
| 89085         | N/A        | N/A              | N/A          | N/A             | 0%         | N/A      | N/A              | N/A       | N/A              | 89149    | 6          | \$319,000 | 1,399    | \$231.81   | -8%      | N/A      | N/A          | N/A       | N/A           |
| 89086         | 16         | \$328,366        | 1,376        | \$240.86        | 17%        | N/A      | N/A              | N/A       | N/A              | 89155    | N/A        | N/A       | N/A      | N/A        | 0%       | N/A      | N/A          | N/A       | N/A           |
| 89101         | 1          | \$180,000        | 1,188        | \$151.52        | 2%         | N/A      | N/A              | N/A       | N/A              | 89156    | 1          | \$195,000 | 1,178    | \$165.53   | -15%     | N/A      | N/A          | N/A       | N/A           |
| 89102         | 2          | \$292,500        | 1,546        | \$191.82        | -6%        | N/A      | N/A              | N/A       | N/A              | 89158    | N/A        | N/A       | N/A      | N/A        | 0%       | N/A      | N/A          | N/A       | N/A           |
| 89103         | 1          | \$260,000        | 854          | \$304.45        | 28%        | N/A      | N/A              | N/A       | N/A              | 89161    | N/A        | N/A       | N/A      | N/A        | 0%       | N/A      | N/A          | N/A       | N/A           |
| 89104         | N/A        | N/A              | N/A          | N/A             | 0%         | N/A      | N/A              | N/A       | N/A              | 89166    | 18         | \$341,893 | 1,376    | \$248.64   | 5%       | N/A      | N/A          | N/A       | N/A           |
| 89106         | 11         | \$300,685        | 1,294        | \$232.54        | 19%        | N/A      | N/A              | N/A       | N/A              | 89169    | N/A        | N/A       | N/A      | N/A        | 0%       | N/A      | N/A          | N/A       | N/A           |
| 89107         | 3          | \$225,833        | 1,199        | \$187.64        | -17%       | N/A      | N/A              | N/A       | N/A              | 89178    | 2          | \$372,450 | 1,610    | \$231.13   | -11%     | N/A      | N/A          | N/A       | N/A           |
| 89108         | 9          | \$204,807        | 995          | \$203.76        | -7%        | N/A      | N/A              | N/A       | N/A              | 89179    | N/A        | N/A       | N/A      | N/A        | 0%       | N/A      | N/A          | N/A       | N/A           |
| 89109         | 2          | \$514,000        | 2,172        | \$233.34        | 11%        | N/A      | N/A              | N/A       | N/A              | 89183    | 23         | \$354,954 | 1,500    | \$239.77   | 18%      | N/A      | N/A          | N/A       | N/A           |
| <b>Totals</b> | <b>374</b> | <b>\$334,761</b> | <b>1,415</b> | <b>\$231.80</b> | <b>-1%</b> | <b>2</b> | <b>\$197,990</b> | <b>7</b>  | <b>\$307,286</b> |          |            |           |          |            |          |          |              |           |               |

All information is based on public records. It is believed to be accurate, but is not guaranteed. All data is subject to change.  
YOY Diff is the difference between this month this year and this month last year. TD and REO sales are not included in Full Sales.



This information is gathered from public records. It is believed to be accurate, but is not guaranteed.

Clark County  
Year Over Year  
April



Condo Activity  
2023 VS 2022

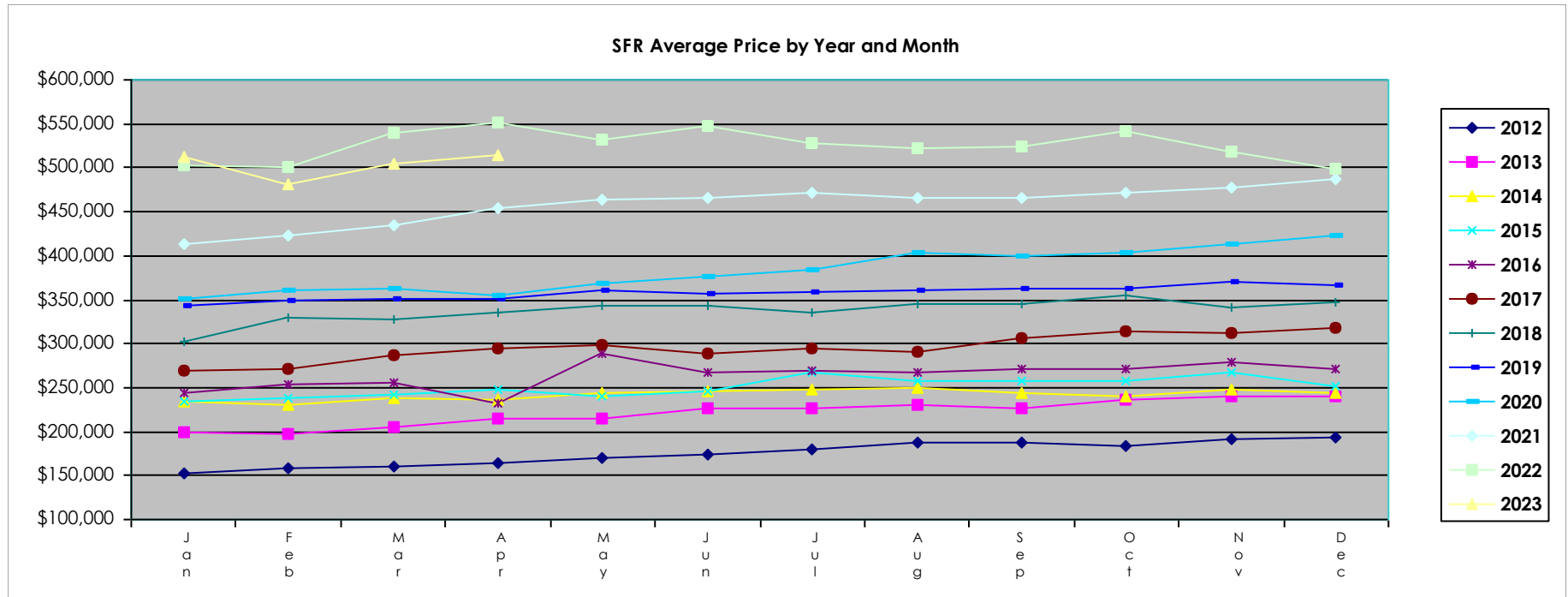
| Zip Code      | Full Sales | Avg Price        | Avg Sqft     | Avg \$Sqft      | YOY Diff  | TD Sales | TD Avg Price     | REO Sales | REO Avg Price    | Zip Code | Full Sales | Avg Price   | Avg Sqft | Avg \$Sqft | YOY Diff | TD Sales | TD Avg Price | REO Sales | REO Avg Price |
|---------------|------------|------------------|--------------|-----------------|-----------|----------|------------------|-----------|------------------|----------|------------|-------------|----------|------------|----------|----------|--------------|-----------|---------------|
| 89002         | N/A        | N/A              | N/A          | N/A             | 0%        | N/A      | N/A              | N/A       | N/A              | 89110    | 3          | \$202,333   | 1,091    | \$186.82   | -5%      | N/A      | N/A          | N/A       | N/A           |
| 89004         | N/A        | N/A              | N/A          | N/A             | 0%        | N/A      | N/A              | N/A       | N/A              | 89113    | 5          | \$248,200   | 1,018    | \$243.33   | -8%      | N/A      | N/A          | N/A       | N/A           |
| 89005         | 1          | \$178,000        | 870          | \$204.60        | -11%      | N/A      | N/A              | N/A       | N/A              | 89115    | 5          | \$167,960   | 1,051    | \$160.03   | -2%      | N/A      | N/A          | N/A       | N/A           |
| 89007         | N/A        | N/A              | N/A          | N/A             | 0%        | N/A      | N/A              | N/A       | N/A              | 89117    | 11         | \$219,482   | 892      | \$250.01   | 11%      | N/A      | N/A          | N/A       | N/A           |
| 89011         | 4          | \$394,000        | 1,374        | \$302.55        | 3%        | N/A      | N/A              | N/A       | N/A              | 89118    | 11         | \$223,000   | 927      | \$244.43   | 3%       | 2        | \$240,465    | N/A       | N/A           |
| 89012         | 3          | \$195,500        | 701          | \$278.89        | 10%       | N/A      | N/A              | N/A       | N/A              | 89119    | 15         | \$168,167   | 958      | \$174.81   | -8%      | N/A      | N/A          | N/A       | N/A           |
| 89014         | 9          | \$267,500        | 1,110        | \$240.80        | -2%       | N/A      | N/A              | 1         | \$205,000        | 89120    | 10         | \$202,490   | 951      | \$215.87   | 4%       | N/A      | N/A          | 1         | \$225,000     |
| 89015         | 2          | \$214,500        | 960          | \$223.44        | 1%        | N/A      | N/A              | N/A       | N/A              | 89121    | 4          | \$194,125   | 912      | \$213.69   | 0%       | N/A      | N/A          | N/A       | N/A           |
| 89018         | N/A        | N/A              | N/A          | N/A             | 0%        | N/A      | N/A              | N/A       | N/A              | 89122    | 5          | \$187,600   | 879      | \$217.45   | 3%       | N/A      | N/A          | N/A       | N/A           |
| 89019         | N/A        | N/A              | N/A          | N/A             | 0%        | N/A      | N/A              | N/A       | N/A              | 89123    | 15         | \$246,120   | 977      | \$255.96   | -3%      | 2        | \$186,868    | 1         | \$300,000     |
| 89021         | N/A        | N/A              | N/A          | N/A             | 0%        | N/A      | N/A              | N/A       | N/A              | 89124    | N/A        | N/A         | N/A      | N/A        | 0%       | N/A      | N/A          | N/A       | N/A           |
| 89025         | N/A        | N/A              | N/A          | N/A             | 0%        | N/A      | N/A              | N/A       | N/A              | 89128    | 18         | \$231,694   | 1,059    | \$220.82   | -10%     | N/A      | N/A          | 1         | \$177,300     |
| 89027         | 8          | \$216,950        | 1,170        | \$187.09        | -9%       | N/A      | N/A              | N/A       | N/A              | 89129    | 12         | \$249,708   | 1,110    | \$229.88   | -11%     | N/A      | N/A          | 1         | \$288,000     |
| 89029         | 10         | \$138,766        | 785          | \$184.31        | 20%       | N/A      | N/A              | N/A       | N/A              | 89130    | 1          | \$295,000   | 1,440    | \$204.86   | -13%     | N/A      | N/A          | N/A       | N/A           |
| 89030         | N/A        | N/A              | N/A          | N/A             | 0%        | 1        | \$108,425        | N/A       | N/A              | 89131    | 2          | \$286,500   | 1,454    | \$197.04   | -17%     | N/A      | N/A          | N/A       | N/A           |
| 89031         | 2          | \$250,000        | 1,089        | \$229.57        | 24%       | N/A      | N/A              | N/A       | N/A              | 89134    | 3          | \$409,667   | 1,429    | \$284.38   | 12%      | N/A      | N/A          | N/A       | N/A           |
| 89032         | 2          | \$200,000        | 1,054        | \$190.25        | 2%        | N/A      | N/A              | 1         | \$168,000        | 89135    | 5          | \$1,695,800 | 1,389    | \$1,004.19 | 170%     | N/A      | N/A          | N/A       | N/A           |
| 89034         | N/A        | N/A              | N/A          | N/A             | 0%        | N/A      | N/A              | N/A       | N/A              | 89138    | 1          | \$381,000   | 1,532    | \$248.69   | 0%       | N/A      | N/A          | N/A       | N/A           |
| 89039         | N/A        | N/A              | N/A          | N/A             | 0%        | N/A      | N/A              | N/A       | N/A              | 89139    | N/A        | N/A         | N/A      | N/A        | 0%       | N/A      | N/A          | N/A       | N/A           |
| 89040         | N/A        | N/A              | N/A          | N/A             | 0%        | N/A      | N/A              | N/A       | N/A              | 89141    | N/A        | N/A         | N/A      | N/A        | 0%       | N/A      | N/A          | N/A       | N/A           |
| 89044         | N/A        | N/A              | N/A          | N/A             | 0%        | N/A      | N/A              | N/A       | N/A              | 89142    | 9          | \$185,032   | 1,002    | \$183.83   | -13%     | N/A      | N/A          | 1         | \$136,500     |
| 89046         | N/A        | N/A              | N/A          | N/A             | 0%        | N/A      | N/A              | N/A       | N/A              | 89143    | N/A        | N/A         | N/A      | N/A        | 0%       | N/A      | N/A          | N/A       | N/A           |
| 89052         | 11         | \$275,115        | 1,218        | \$230.17        | -23%      | N/A      | N/A              | N/A       | N/A              | 89144    | 5          | \$318,000   | 1,230    | \$257.48   | -10%     | N/A      | N/A          | N/A       | N/A           |
| 89054         | N/A        | N/A              | N/A          | N/A             | 0%        | N/A      | N/A              | N/A       | N/A              | 89145    | 16         | \$422,806   | 1,311    | \$266.00   | -7%      | N/A      | N/A          | N/A       | N/A           |
| 89074         | 5          | \$246,800        | 1,076        | \$231.92        | -3%       | N/A      | N/A              | N/A       | N/A              | 89146    | 2          | \$166,826   | 926      | \$180.16   | 16%      | N/A      | N/A          | 1         | \$207,000     |
| 89081         | N/A        | N/A              | N/A          | N/A             | 0%        | N/A      | N/A              | N/A       | N/A              | 89147    | 12         | \$234,413   | 942      | \$250.56   | 1%       | N/A      | N/A          | N/A       | N/A           |
| 89084         | 4          | \$272,250        | 1,292        | \$211.53        | 6%        | N/A      | N/A              | N/A       | N/A              | 89148    | 8          | \$241,125   | 954      | \$254.21   | -3%      | N/A      | N/A          | N/A       | N/A           |
| 89085         | N/A        | N/A              | N/A          | N/A             | 0%        | N/A      | N/A              | N/A       | N/A              | 89149    | 5          | \$253,539   | 1,180    | \$216.95   | -8%      | N/A      | N/A          | N/A       | N/A           |
| 89086         | N/A        | N/A              | N/A          | N/A             | 0%        | N/A      | N/A              | N/A       | N/A              | 89155    | N/A        | N/A         | N/A      | N/A        | 0%       | N/A      | N/A          | N/A       | N/A           |
| 89101         | 4          | \$385,925        | 1,125        | \$347.35        | 0%        | N/A      | N/A              | N/A       | N/A              | 89156    | 1          | \$134,000   | 671      | \$199.70   | 17%      | N/A      | N/A          | N/A       | N/A           |
| 89102         | 2          | \$353,000        | 1,401        | \$267.46        | 8%        | N/A      | N/A              | N/A       | N/A              | 89158    | 9          | \$2,062,222 | 1,587    | \$1,018.00 | 20%      | N/A      | N/A          | N/A       | N/A           |
| 89103         | 37         | \$320,227        | 908          | \$350.18        | 15%       | 1        | \$185,000        | N/A       | N/A              | 89161    | N/A        | N/A         | N/A      | N/A        | 0%       | N/A      | N/A          | N/A       | N/A           |
| 89104         | 2          | \$210,000        | 1,118        | \$187.84        | 0%        | N/A      | N/A              | N/A       | N/A              | 89166    | 2          | \$225,000   | 1,116    | \$201.87   | -11%     | N/A      | N/A          | N/A       | N/A           |
| 89106         | N/A        | N/A              | N/A          | N/A             | 0%        | N/A      | N/A              | N/A       | N/A              | 89169    | 9          | \$211,556   | 1,031    | \$198.54   | -7%      | 1        | \$501,058    | N/A       | N/A           |
| 89107         | 2          | \$175,450        | 768          | \$230.36        | 8%        | N/A      | N/A              | N/A       | N/A              | 89178    | N/A        | N/A         | N/A      | N/A        | 0%       | N/A      | N/A          | N/A       | N/A           |
| 89108         | 17         | \$188,351        | 982          | \$192.08        | 1%        | N/A      | N/A              | N/A       | N/A              | 89179    | N/A        | N/A         | N/A      | N/A        | 0%       | N/A      | N/A          | N/A       | N/A           |
| 89109         | 36         | \$454,827        | 1,087        | \$475.54        | 18%       | 2        | \$223,100        | N/A       | N/A              | 89183    | 2          | \$210,000   | 832      | \$252.66   | 9%       | N/A      | N/A          | 1         | \$207,950     |
| <b>Totals</b> | <b>367</b> | <b>\$316,886</b> | <b>1,082</b> | <b>\$266.63</b> | <b>3%</b> | <b>9</b> | <b>\$240,819</b> | <b>9</b>  | <b>\$212,750</b> |          |            |             |          |            |          |          |              |           |               |

All information is based on public records. It is believed to be accurate, but is not guaranteed. All data is subject to change.  
YOY Diff is the difference between this month this year and this month last year. TD and REO sales are not included in Full Sales.



## Single Family Average Price by Year and Month

|      | Jan       | Feb       | Mar       | Apr       | May       | Jun       | Jul       | Aug       | Sep       | Oct       | Nov       | Dec       |
|------|-----------|-----------|-----------|-----------|-----------|-----------|-----------|-----------|-----------|-----------|-----------|-----------|
| 2012 | \$151,874 | \$158,088 | \$161,171 | \$164,750 | \$170,018 | \$174,281 | \$179,745 | \$187,990 | \$187,935 | \$184,408 | \$191,557 | \$194,345 |
| 2013 | \$198,497 | \$197,736 | \$204,290 | \$214,771 | \$214,465 | \$225,649 | \$226,764 | \$230,253 | \$227,229 | \$235,231 | \$239,502 | \$239,460 |
| 2014 | \$233,415 | \$230,152 | \$238,571 | \$236,043 | \$243,686 | \$245,277 | \$247,454 | \$249,486 | \$244,240 | \$239,414 | \$246,968 | \$243,703 |
| 2015 | \$234,913 | \$238,780 | \$241,174 | \$248,798 | \$239,249 | \$246,839 | \$267,645 | \$256,900 | \$257,035 | \$258,017 | \$267,168 | \$251,085 |
| 2016 | \$244,374 | \$254,185 | \$255,316 | \$233,137 | \$288,528 | \$266,680 | \$268,961 | \$267,768 | \$270,347 | \$271,514 | \$278,809 | \$271,956 |
| 2017 | \$269,517 | \$271,769 | \$287,472 | \$294,186 | \$298,760 | \$289,105 | \$294,442 | \$290,622 | \$306,463 | \$313,573 | \$312,050 | \$317,301 |
| 2018 | \$302,008 | \$328,683 | \$326,659 | \$335,699 | \$343,145 | \$342,567 | \$335,213 | \$345,353 | \$344,608 | \$355,472 | \$340,359 | \$346,536 |
| 2019 | \$342,640 | \$348,769 | \$350,378 | \$350,830 | \$361,581 | \$357,574 | \$358,217 | \$359,794 | \$362,855 | \$362,307 | \$369,715 | \$366,336 |
| 2020 | \$350,077 | \$361,549 | \$361,874 | \$355,682 | \$367,968 | \$376,805 | \$384,760 | \$402,738 | \$399,928 | \$403,126 | \$412,884 | \$422,332 |
| 2021 | \$412,302 | \$422,412 | \$435,104 | \$454,986 | \$463,345 | \$466,251 | \$471,665 | \$465,446 | \$465,503 | \$471,625 | \$477,039 | \$486,443 |
| 2022 | \$503,095 | \$501,710 | \$538,966 | \$551,446 | \$532,495 | \$547,652 | \$527,995 | \$521,229 | \$524,799 | \$541,652 | \$519,204 | \$498,212 |
| 2023 | \$512,814 | \$480,867 | \$505,499 | \$514,837 |           |           |           |           |           |           |           |           |



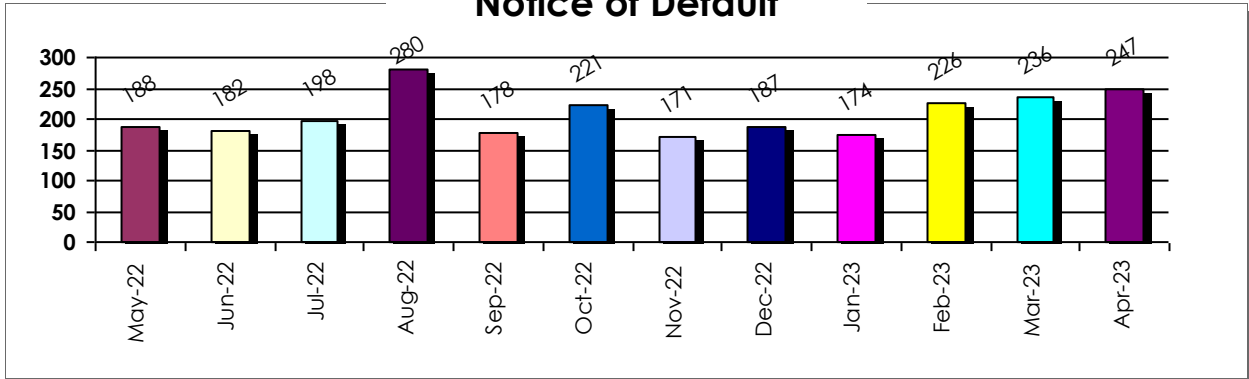


## Distressed Property Transactions

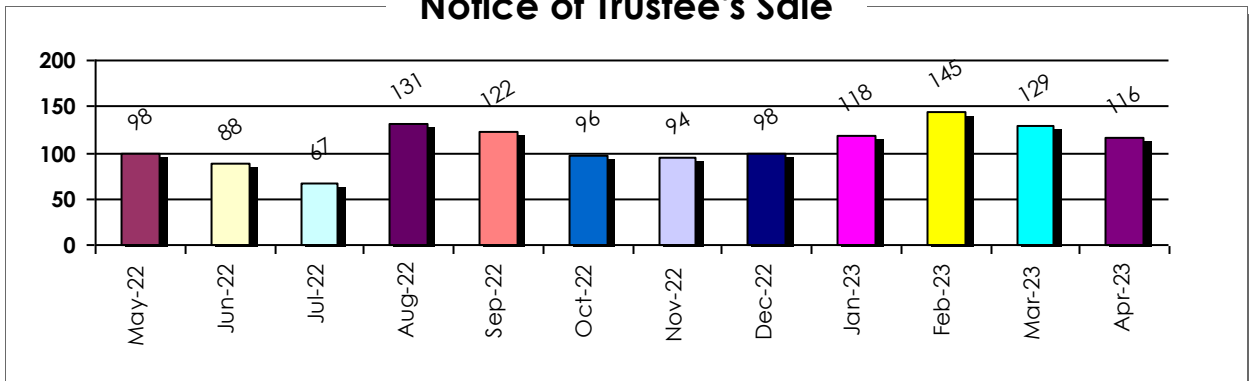
Clark County, Nevada - May 2022 to April 2023

Residential/Mortgage

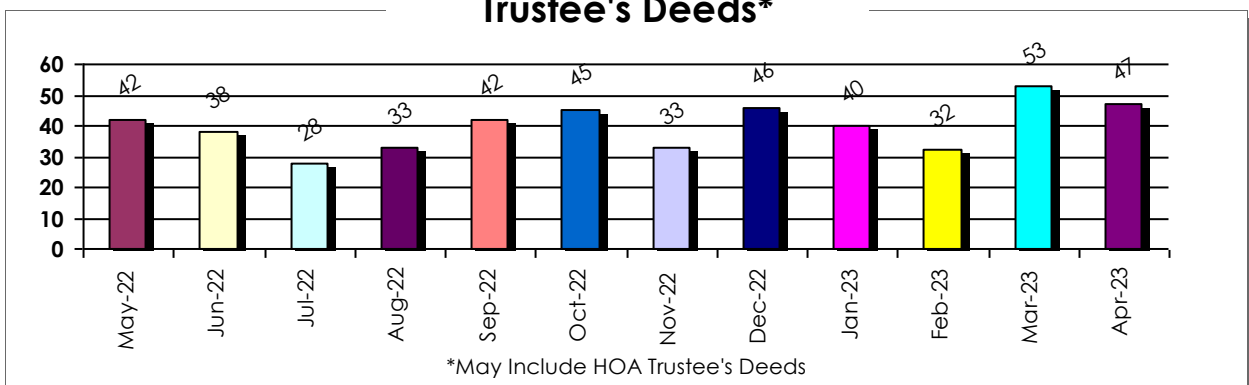
### Notice of Default



### Notice of Trustee's Sale



### Trustee's Deeds\*



All information is based on public records. It is believed to be accurate, but is not guaranteed.

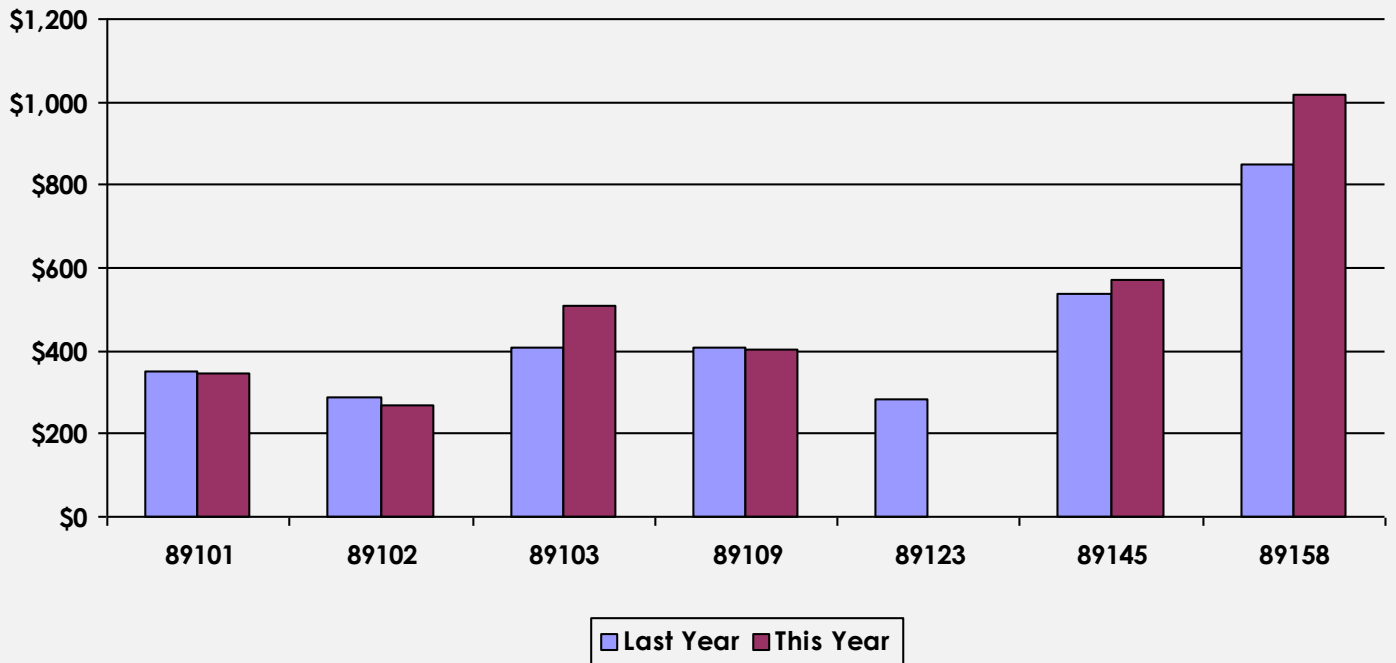
Copyright © 1995-2023 CDS Marketing, Inc.



## Las Vegas Hi-Rise Market Report April 2023

| Zip Code | 2022 Sales | 2022 Price  | 2022 \$ Sqft | 2023 Sales | 2023 Price  | 2023 \$ Sqft | \$ Sqft Change |
|----------|------------|-------------|--------------|------------|-------------|--------------|----------------|
| 89101    | 24         | \$405,104   | \$348.79     | 4          | \$385,925   | \$347.35     | 0%             |
| 89102    | 9          | \$331,526   | \$289.39     | 2          | \$353,000   | \$267.45     | -8%            |
| 89103    | 5          | \$660,600   | \$410.25     | 6          | \$722,333   | \$510.95     | 25%            |
| 89109    | 21         | \$747,087   | \$409.80     | 10         | \$778,000   | \$405.29     | -1%            |
| 89123    | 5          | \$428,903   | \$284.41     |            |             |              |                |
| 89145    | 4          | \$1,541,250 | \$535.78     | 2          | \$1,735,000 | \$572.63     | 7%             |
| 89158    | 19         | \$1,186,779 | \$850.55     | 9          | \$2,062,222 | \$1,018.00   | 20%            |

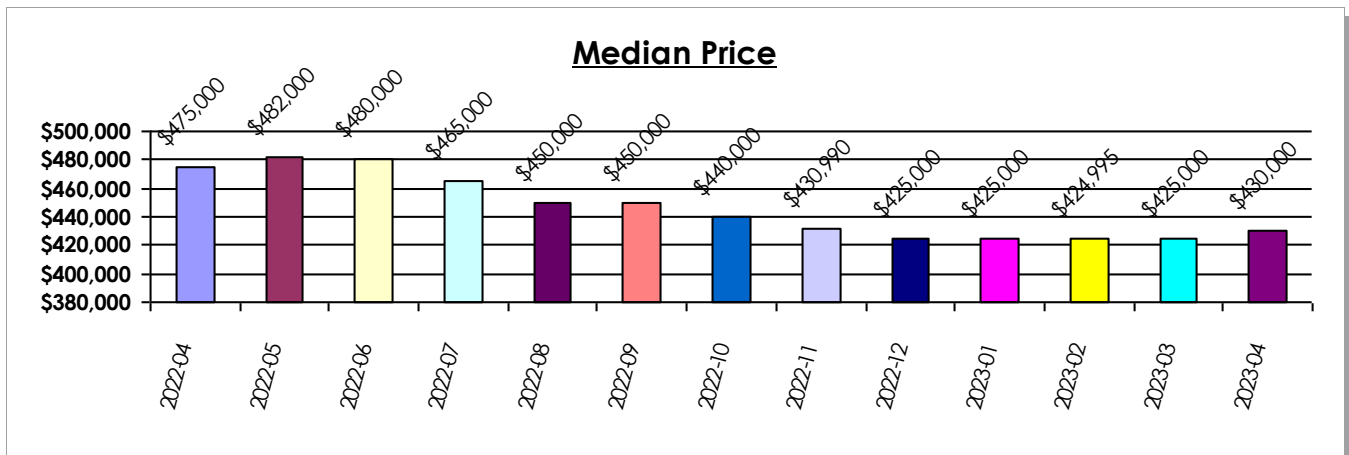
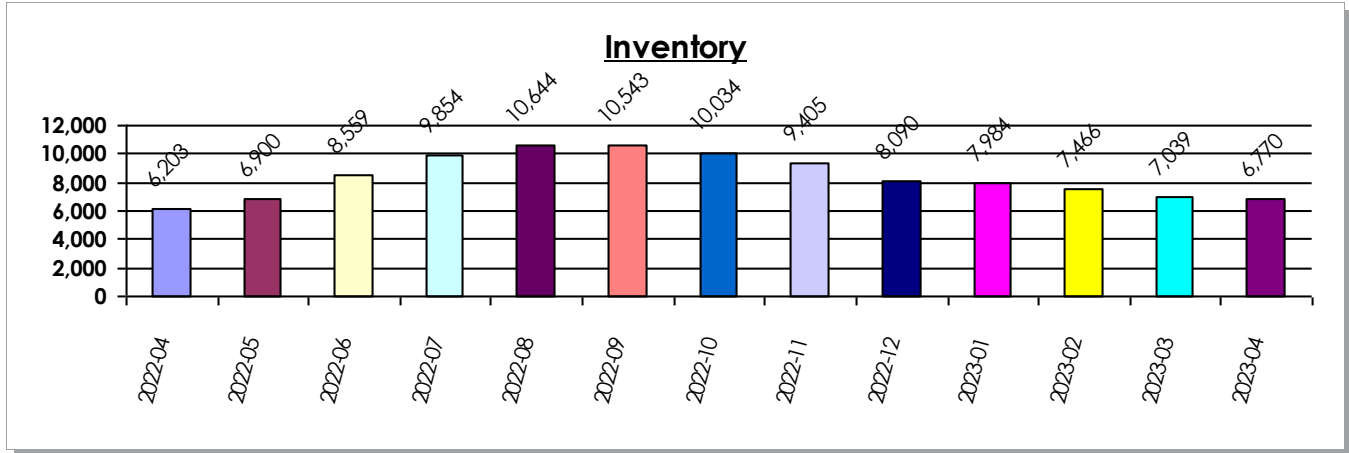
### Hi-Rise Dollar Per Sqft





## SFR Inventory Report

### Clark County April 2023



**Days on Market**

| <u>Year-Month</u> | <u>01-30</u> | <u>31-60</u> | <u>61-90</u> | <u>91-120</u> | <u>120 or More</u> |
|-------------------|--------------|--------------|--------------|---------------|--------------------|
| 2022-04           | 87.2%        | 6.8%         | 2.2%         | 1.6%          | 2.2%               |
| 2022-05           | 88.6%        | 7.4%         | 1.9%         | 0.8%          | 1.3%               |
| 2022-06           | 86.1%        | 9.3%         | 2.5%         | 0.8%          | 1.3%               |
| 2022-07           | 83.6%        | 11.6%        | 3.2%         | 0.7%          | 0.8%               |
| 2022-08           | 71.7%        | 20.9%        | 5.1%         | 1.4%          | 0.8%               |
| 2022-09           | 56.8%        | 28.4%        | 9.0%         | 4.0%          | 1.8%               |
| 2022-10           | 53.7%        | 24.9%        | 13.5%        | 5.2%          | 2.7%               |
| 2022-11           | 47.0%        | 26.6%        | 13.0%        | 8.0%          | 5.5%               |
| 2022-12           | 40.8%        | 27.2%        | 15.6%        | 8.2%          | 8.2%               |
| 2023-01           | 38.5%        | 23.8%        | 16.1%        | 9.8%          | 11.8%              |
| 2023-02           | 41.1%        | 19.9%        | 13.2%        | 10.8%         | 15.0%              |
| 2023-03           | 49.6%        | 16.1%        | 10.9%        | 9.7%          | 13.7%              |
| 2023-04           | 53.6%        | 17.9%        | 9.9%         | 5.9%          | 12.7%              |





# Chicago Title

## Investor Report Clark County April 2023 Single Family Residence

*Home Purchase refers to buyers intending to live at the property. Investment Purchase refers to owners intending to rent or flip the property. %Investors refers to owners with a history of investment.*

| <u>ZipCode</u> | <u>MedianPrice</u> | <u>Home Purchase</u> | <u>Investor Purchase</u> | <u>% Investors</u> |
|----------------|--------------------|----------------------|--------------------------|--------------------|
| 89002          | \$410,000.00       | 76.32%               | 23.68%                   | 7.89%              |
| 89005          | \$457,000.00       | 37.50%               | 62.50%                   | 12.50%             |
| 89007          | \$0.00             | 0.00%                | 0.00%                    | 0.00%              |
| 89011          | \$535,000.00       | 75.58%               | 24.42%                   | 5.81%              |
| 89012          | \$525,000.00       | 55.81%               | 44.19%                   | 6.98%              |
| 89014          | \$410,000.00       | 52.38%               | 47.62%                   | 19.05%             |
| 89015          | \$360,000.00       | 74.36%               | 25.64%                   | 12.82%             |
| 89018          | \$0.00             | 100.00%              | 0.00%                    | 0.00%              |
| 89019          | \$0.00             | 50.00%               | 50.00%                   | 0.00%              |
| 89021          | \$470,450.00       | 57.14%               | 42.86%                   | 0.00%              |
| 89025          | \$0.00             | 0.00%                | 0.00%                    | 0.00%              |
| 89027          | \$360,000.00       | 52.63%               | 47.37%                   | 0.00%              |
| 89029          | \$265,000.00       | 62.50%               | 37.50%                   | 0.00%              |
| 89030          | \$289,000.00       | 62.50%               | 37.50%                   | 12.50%             |
| 89031          | \$390,000.00       | 82.22%               | 17.78%                   | 3.33%              |
| 89032          | \$365,000.00       | 82.35%               | 17.65%                   | 1.96%              |
| 89034          | \$422,000.00       | 55.56%               | 44.44%                   | 0.00%              |
| 89039          | \$0.00             | 0.00%                | 0.00%                    | 0.00%              |
| 89040          | \$244,000.00       | 0.00%                | 100.00%                  | 0.00%              |
| 89044          | \$492,290.00       | 74.04%               | 25.96%                   | 6.73%              |
| 89046          | \$0.00             | 0.00%                | 0.00%                    | 0.00%              |
| 89052          | \$515,000.00       | 61.67%               | 38.33%                   | 5.00%              |
| 89054          | \$0.00             | 0.00%                | 0.00%                    | 0.00%              |
| 89074          | \$525,000.00       | 77.78%               | 22.22%                   | 5.56%              |
| 89081          | \$390,000.00       | 82.69%               | 17.31%                   | 9.62%              |
| 89084          | \$415,000.00       | 80.00%               | 20.00%                   | 1.67%              |
| 89085          | \$535,000.00       | 100.00%              | 0.00%                    | 0.00%              |
| 89086          | \$413,560.00       | 93.75%               | 6.25%                    | 3.13%              |
| 89101          | \$290,000.00       | 54.55%               | 45.45%                   | 9.09%              |
| 89102          | \$305,000.00       | 42.86%               | 57.14%                   | 14.29%             |
| 89103          | \$380,000.00       | 38.89%               | 61.11%                   | 5.56%              |
| 89104          | \$349,000.00       | 47.62%               | 52.38%                   | 14.29%             |
| 89106          | \$298,000.00       | 57.14%               | 42.86%                   | 28.57%             |
| 89107          | \$343,000.00       | 70.00%               | 30.00%                   | 10.00%             |
| 89108          | \$315,000.00       | 65.79%               | 34.21%                   | 18.42%             |
| 89109          | \$645,000.00       | 100.00%              | 0.00%                    | 0.00%              |



# Chicago Title

## Investor Report Clark County April 2023 Single Family Residence

*Home Purchase refers to buyers intending to live at the property. Investment Purchase refers to owners intending to rent or flip the property. %Investors refers to owners with a history of investment.*

| <u>ZipCode</u> | <u>MedianPrice</u> | <u>Home Purchase</u> | <u>Investor Purchase</u> | <u>% Investors</u> |
|----------------|--------------------|----------------------|--------------------------|--------------------|
| 89110          | \$345,000.00       | 76.32%               | 23.68%                   | 5.26%              |
| 89113          | \$499,888.00       | 79.49%               | 20.51%                   | 3.42%              |
| 89115          | \$320,000.00       | 70.97%               | 29.03%                   | 9.68%              |
| 89117          | \$495,000.00       | 57.78%               | 42.22%                   | 6.67%              |
| 89118          | \$485,000.00       | 66.67%               | 33.33%                   | 5.56%              |
| 89119          | \$309,000.00       | 12.50%               | 87.50%                   | 37.50%             |
| 89120          | \$420,000.00       | 82.14%               | 17.86%                   | 3.57%              |
| 89121          | \$340,000.00       | 62.96%               | 37.04%                   | 9.26%              |
| 89122          | \$325,000.00       | 61.22%               | 38.78%                   | 10.20%             |
| 89123          | \$435,000.00       | 53.19%               | 46.81%                   | 14.89%             |
| 89124          | \$405,000.00       | 100.00%              | 0.00%                    | 0.00%              |
| 89128          | \$415,000.00       | 63.33%               | 36.67%                   | 6.67%              |
| 89129          | \$433,214.00       | 63.24%               | 36.76%                   | 10.29%             |
| 89130          | \$422,000.00       | 76.74%               | 23.26%                   | 2.33%              |
| 89131          | \$565,000.00       | 81.25%               | 18.75%                   | 0.00%              |
| 89134          | \$450,000.00       | 44.83%               | 55.17%                   | 1.72%              |
| 89135          | \$690,000.00       | 66.67%               | 33.33%                   | 4.17%              |
| 89138          | \$765,000.00       | 71.05%               | 28.95%                   | 3.95%              |
| 89139          | \$440,000.00       | 76.56%               | 23.44%                   | 6.25%              |
| 89141          | \$491,990.00       | 80.61%               | 19.39%                   | 2.04%              |
| 89142          | \$338,000.00       | 61.90%               | 38.10%                   | 14.29%             |
| 89143          | \$421,638.00       | 78.05%               | 21.95%                   | 0.00%              |
| 89144          | \$445,000.00       | 62.50%               | 37.50%                   | 6.25%              |
| 89145          | \$380,000.00       | 86.96%               | 13.04%                   | 0.00%              |
| 89146          | \$357,557.00       | 28.57%               | 71.43%                   | 28.57%             |
| 89147          | \$405,000.00       | 57.50%               | 42.50%                   | 10.00%             |
| 89148          | \$459,000.00       | 68.18%               | 31.82%                   | 6.06%              |
| 89149          | \$510,000.00       | 84.21%               | 15.79%                   | 5.26%              |
| 89156          | \$340,000.00       | 61.29%               | 38.71%                   | 12.90%             |
| 89158          | \$0.00             | 0.00%                | 0.00%                    | 0.00%              |
| 89161          | \$637,000.00       | 0.00%                | 100.00%                  | 0.00%              |
| 89166          | \$489,900.00       | 88.89%               | 11.11%                   | 2.56%              |
| 89169          | \$385,000.00       | 50.00%               | 50.00%                   | 0.00%              |
| 89178          | \$452,396.00       | 76.92%               | 23.08%                   | 8.97%              |
| 89179          | \$430,000.00       | 42.86%               | 57.14%                   | 14.29%             |
| 89183          | \$405,000.00       | 62.16%               | 37.84%                   | 2.70%              |



## Loan Ratio by Zip Code

April 2023

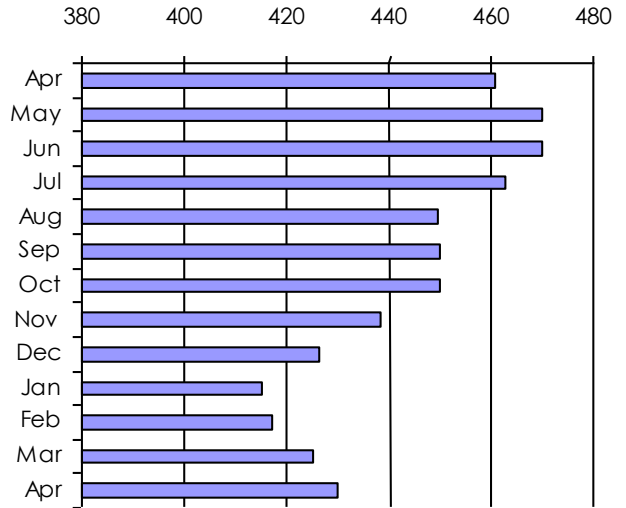
Residential/Mortgage

| Zip Code | Total Sales | Average Price | Sales Loan | Sales Cash | Loan % | Zip Code | Total Sales | Average Price | Sales Loan | Sales Cash | Loan % |
|----------|-------------|---------------|------------|------------|--------|----------|-------------|---------------|------------|------------|--------|
| 89002    | 37          | \$527,960     | 29         | 8          | 78%    | 89110    | 37          | \$398,054     | 28         | 9          | 76%    |
| 89004    |             |               |            |            |        | 89113    | 117         | \$566,814     | 87         | 27         | 74%    |
| 89005    | 16          | \$721,700     | 10         | 6          | 63%    | 89115    | 29          | \$323,216     | 25         | 4          | 86%    |
| 89007    |             |               |            |            |        | 89117    | 44          | \$643,222     | 27         | 17         | 61%    |
| 89011    | 82          | \$532,324     | 58         | 24         | 71%    | 89118    | 18          | \$731,419     | 15         | 3          | 83%    |
| 89012    | 43          | \$826,634     | 28         | 15         | 65%    | 89119    | 7           | \$378,200     | 5          | 2          | 71%    |
| 89014    | 18          | \$538,300     | 11         | 7          | 61%    | 89120    | 27          | \$592,789     | 20         | 7          | 74%    |
| 89015    | 39          | \$407,753     | 31         | 8          | 79%    | 89121    | 53          | \$350,665     | 40         | 13         | 75%    |
| 89018    | 2           | \$260,789     | 2          |            | 100%   | 89122    | 44          | \$335,531     | 29         | 15         | 66%    |
| 89019    | 2           | \$243,000     | 1          | 1          | 50%    | 89123    | 46          | \$479,264     | 31         | 15         | 67%    |
| 89021    | 6           | \$491,890     | 5          | 1          | 83%    | 89124    | 1           | \$405,000     | 1          |            | 100%   |
| 89025    |             |               |            |            |        | 89128    | 30          | \$492,185     | 22         | 8          | 73%    |
| 89027    | 19          | \$353,583     | 12         | 7          | 63%    | 89129    | 64          | \$484,663     | 42         | 22         | 66%    |
| 89029    | 8           | \$289,333     | 3          | 4          | 38%    | 89130    | 43          | \$443,655     | 34         | 8          | 79%    |
| 89030    | 24          | \$297,200     | 15         | 8          | 63%    | 89131    | 48          | \$578,783     | 31         | 17         | 65%    |
| 89031    | 83          | \$405,546     | 66         | 17         | 80%    | 89134    | 57          | \$532,252     | 25         | 31         | 44%    |
| 89032    | 51          | \$374,183     | 42         | 9          | 82%    | 89135    | 48          | \$844,065     | 31         | 17         | 65%    |
| 89034    | 9           | \$399,500     | 2          | 7          | 22%    | 89138    | 75          | \$811,516     | 55         | 18         | 73%    |
| 89039    |             |               |            |            |        | 89139    | 63          | \$479,515     | 48         | 15         | 76%    |
| 89040    | 6           | \$241,333     | 3          | 3          | 50%    | 89141    | 97          | \$618,795     | 77         | 20         | 79%    |
| 89044    | 104         | \$517,576     | 74         | 30         | 71%    | 89142    | 21          | \$370,429     | 14         | 7          | 67%    |
| 89046    |             |               |            |            |        | 89143    | 41          | \$466,327     | 30         | 11         | 73%    |
| 89052    | 58          | \$581,766     | 36         | 22         | 62%    | 89144    | 15          | \$559,600     | 10         | 5          | 67%    |
| 89054    |             |               |            |            |        | 89145    | 23          | \$443,383     | 20         | 3          | 87%    |
| 89074    | 52          | \$576,000     | 38         | 14         | 73%    | 89146    | 7           | \$420,000     | 4          | 3          | 57%    |
| 89081    | 52          | \$394,217     | 50         | 2          | 96%    | 89147    | 37          | \$438,137     | 19         | 17         | 51%    |
| 89084    | 59          | \$445,868     | 45         | 12         | 76%    | 89148    | 65          | \$476,350     | 44         | 20         | 68%    |
| 89085    | 4           | \$572,500     | 2          | 2          | 50%    | 89149    | 73          | \$620,397     | 56         | 17         | 77%    |
| 89086    | 32          | \$419,587     | 28         | 3          | 88%    | 89155    |             |               |            |            |        |
| 89101    | 11          | \$290,000     | 8          | 3          | 73%    | 89156    | 27          | \$345,975     | 21         | 6          | 78%    |
| 89102    | 14          | \$399,286     | 7          | 7          | 50%    | 89158    |             |               |            |            |        |
| 89103    | 18          | \$430,571     | 7          | 11         | 39%    | 89161    | 1           |               |            | 1          |        |
| 89104    | 20          | \$412,818     | 11         | 9          | 55%    | 89166    | 117         | \$538,598     | 93         | 24         | 79%    |
| 89106    | 20          | \$349,786     | 14         | 6          | 70%    | 89169    | 6           | \$437,500     | 4          | 2          | 67%    |
| 89107    | 29          | \$358,905     | 17         | 12         | 59%    | 89178    | 76          | \$487,074     | 60         | 16         | 79%    |
| 89108    | 36          | \$384,320     | 25         | 11         | 69%    | 89179    | 7           | \$506,333     | 3          | 4          | 43%    |
| 89109    | 1           | \$645,000     | 1          |            | 100%   | 89183    | 35          | \$469,465     | 22         | 13         | 63%    |

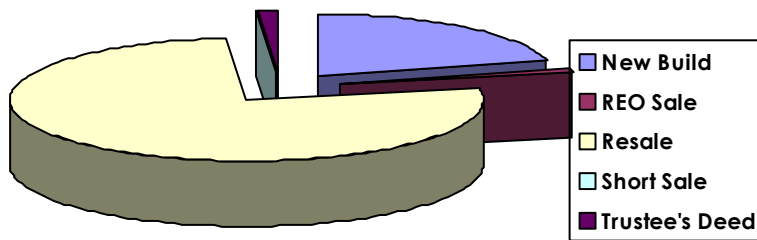


## SFR Market Condition Report April 2023

| MONTH                  |                     | PRICE           |                | SQFT          | DEMAND         |  | 12 Month Graphical History |  |  |  |  |  |
|------------------------|---------------------|-----------------|----------------|---------------|----------------|--|----------------------------|--|--|--|--|--|
| Month Year             | Price Median        | Price Change    | Sqft Average   | Closing Total | Closing Change |  |                            |  |  |  |  |  |
| 22-Apr                 | \$460,643           | \$5,891         | \$260          | 4,159         | -145           |  |                            |  |  |  |  |  |
| 22-May                 | \$470,000           | \$9,357         | \$253          | 4,019         | 140            |  |                            |  |  |  |  |  |
| 22-Jun                 | \$470,000           | \$0             | \$267          | 4,274         | 255            |  |                            |  |  |  |  |  |
| 22-Jul                 | \$462,941           | (\$7,059)       | \$259          | 2,975         | -1,299         |  |                            |  |  |  |  |  |
| 22-Aug                 | \$449,675           | (\$13,266)      | \$255          | 2,730         | -235           |  |                            |  |  |  |  |  |
| 22-Sep                 | \$450,000           | \$325           | \$250          | 2,577         | -153           |  |                            |  |  |  |  |  |
| 22-Oct                 | \$450,000           | \$0             | \$253          | 2,318         | -259           |  |                            |  |  |  |  |  |
| 22-Nov                 | \$438,495           | (\$11,505)      | \$241          | 1,903         | -415           |  |                            |  |  |  |  |  |
| 22-Dec                 | \$426,500           | (\$11,995)      | \$238          | 1,850         | -53            |  |                            |  |  |  |  |  |
| 23-Jan                 | \$415,000           | (\$11,500)      | \$240          | 1,492         | -358           |  |                            |  |  |  |  |  |
| 23-Feb                 | \$417,000           | \$2,000         | \$235          | 1,882         | 390            |  |                            |  |  |  |  |  |
| 23-Mar                 | \$425,000           | \$8,000         | \$237          | 2,361         | 479            |  |                            |  |  |  |  |  |
| 23-Apr                 | \$430,000           | \$5,000         | \$240          | 2,454         | 93             |  |                            |  |  |  |  |  |
| Inventory End of Month | Inventory No Offers | Inventory Added | Inventory Sold |               |                |  |                            |  |  |  |  |  |
| 6,770                  | 3,737               | 2,451           | 1,962          |               |                |  |                            |  |  |  |  |  |



### Transactions by Type



| Type of Sale                  | Total Sales  |
|-------------------------------|--------------|
| New Build                     | 522          |
| Resale                        | 1,929        |
| Short Sale                    | 3            |
| Trustee's Deed                | 33           |
| REO Sale                      | 29           |
| <b>Total (County Records)</b> | <b>2,516</b> |
| Type of Distress              | Total Filed  |
| Bank NOD                      | 247          |
| Bank NOS                      | 116          |

| Sales (MLS) | Median Price | Average Price | % Compared to Last Month Sales | % Compared to Last Month Median | % Compared to Last Month Average | % Compared to Last Year Sales | % Compared to Last Year Median | % Compared to Last Year Average |
|-------------|--------------|---------------|--------------------------------|---------------------------------|----------------------------------|-------------------------------|--------------------------------|---------------------------------|
| 1,962       | \$430,000    | \$527,149     | -16.9                          | 1.2                             | 1.6                              | -34.6                         | -9.5                           | -10.1                           |

| % On Market 0 to 30 Days  | % On Market 31 to 60 Days  | % On Market 61 to 90 Days  | % On Market 91 to 120 Days  | % On Market 121 Days or More  |
|---------------------------|----------------------------|----------------------------|-----------------------------|-------------------------------|
| 53.6                      | 17.9                       | 9.9                        | 5.9                         | 12.7                          |
| % Last Month 0 to 30 Days | % Last Month 31 to 60 Days | % Last Month 61 to 90 Days | % Last Month 91 to 120 Days | % Last Month 121 Days or More |
| 49.6                      | 16.1                       | 10.9                       | 9.7                         | 13.7                          |
| % Last Year 0 to 30 Days  | % Last Year 31 to 60 Days  | % Last Year 61 to 90 Days  | % Last Year 91 to 120 Days  | % Last Year 121 Days or More  |
| 87.2                      | 6.8                        | 2.2                        | 1.6                         | 2.2                           |



# Chicago Title

Market Report  
April 2023

Clark County

| Zip Code | Bank NOD | Bank NOS | REO Sales | ID Sales | SFR Full Sales | SFR Avg Price Per Sqft | SFR Short Sales | SFR Short Sale Avg Price Per Sqft | SFR REO Sales | SFR REO Avg Price Per Sqft | Condo Full Sales | Condo Avg Price Per Sqft | Condo Short Sales | Condo Short Sale Avg Price Per Sqft | Condo REO Sales | Condo REO Avg Price Per Sqft |
|----------|----------|----------|-----------|----------|----------------|------------------------|-----------------|-----------------------------------|---------------|----------------------------|------------------|--------------------------|-------------------|-------------------------------------|-----------------|------------------------------|
| 89002    | 5        | 1        | 1         | 1        | 37             | \$239.49               |                 |                                   |               |                            | 13               | \$235.89                 |                   |                                     | 1               | \$254.24                     |
| 89004    | 1        |          |           |          |                |                        |                 |                                   |               |                            |                  |                          |                   |                                     |                 |                              |
| 89005    |          | 1        |           |          | 16             | \$303.87               |                 |                                   |               |                            | 2                | \$229.06                 |                   |                                     |                 |                              |
| 89007    |          |          |           |          |                |                        |                 |                                   |               |                            |                  |                          |                   |                                     |                 |                              |
| 89011    | 3        | 1        | 2         | 2        | 82             | \$263.59               |                 |                                   | 2             | \$234.16                   | 29               | \$252.54                 |                   |                                     |                 |                              |
| 89012    | 2        | 1        |           |          | 43             | \$300.29               |                 |                                   |               |                            | 12               | \$460.40                 |                   |                                     |                 |                              |
| 89014    | 4        | 1        | 3         | 1        | 18             | \$242.96               |                 |                                   | 2             | \$223.61                   | 14               | \$232.96                 |                   |                                     | 1               | \$198.64                     |
| 89015    | 8        | 3        |           |          | 39             | \$247.40               |                 |                                   |               |                            | 3                | \$231.58                 |                   |                                     |                 |                              |
| 89018    |          |          |           |          | 2              | \$181.15               |                 |                                   |               |                            |                  |                          |                   |                                     |                 |                              |
| 89019    |          |          |           |          | 2              | \$142.78               |                 |                                   |               |                            |                  |                          |                   |                                     |                 |                              |
| 89021    | 1        | 2        |           | 1        | 6              | \$251.94               |                 |                                   |               |                            |                  |                          |                   |                                     |                 |                              |
| 89025    |          |          |           |          |                |                        |                 |                                   |               |                            |                  |                          |                   |                                     |                 |                              |
| 89027    |          | 1        | 1         |          | 19             | \$233.67               |                 |                                   |               |                            | 18               | \$200.88                 |                   |                                     | 1               | \$183.43                     |
| 89029    |          |          |           |          | 8              | \$198.04               |                 |                                   |               |                            | 13               | \$194.89                 |                   |                                     |                 |                              |
| 89030    | 7        | 4        |           | 1        | 24             | \$211.42               |                 |                                   |               |                            | 1                | \$150.35                 |                   |                                     |                 |                              |
| 89031    | 15       | 5        | 5         | 2        | 83             | \$223.32               |                 |                                   | 5             | \$213.22                   | 11               | \$206.71                 |                   |                                     |                 |                              |
| 89032    | 9        | 1        | 2         |          | 51             | \$216.48               |                 |                                   |               |                            | 4                | \$186.44                 |                   |                                     | 2               | \$159.47                     |
| 89034    |          |          |           |          | 9              | \$261.95               |                 |                                   |               |                            |                  |                          |                   |                                     |                 |                              |
| 89039    |          |          |           |          |                |                        |                 |                                   |               |                            |                  |                          |                   |                                     |                 |                              |
| 89040    |          |          |           |          | 6              | \$177.58               |                 |                                   |               |                            |                  |                          |                   |                                     |                 |                              |
| 89044    | 3        | 1        |           |          | 104            | \$253.71               |                 |                                   |               |                            | 25               | \$230.62                 |                   |                                     |                 |                              |
| 89046    |          |          |           |          |                |                        |                 |                                   |               |                            |                  |                          |                   |                                     |                 |                              |
| 89052    | 3        | 2        | 2         | 1        | 58             | \$276.44               |                 |                                   | 1             | \$233.86                   | 17               | \$230.50                 |                   |                                     | 1               | \$235.26                     |
| 89054    |          |          |           |          |                |                        |                 |                                   |               |                            |                  |                          |                   |                                     |                 |                              |
| 89074    | 5        | 4        | 2         |          | 52             | \$244.04               |                 |                                   | 2             | \$214.87                   | 8                | \$228.25                 |                   |                                     |                 |                              |
| 89081    | 7        | 3        |           |          | 52             | \$194.12               |                 |                                   |               |                            |                  |                          |                   |                                     |                 |                              |
| 89084    | 4        | 2        |           | 1        | 59             | \$214.94               |                 |                                   |               |                            | 10               | \$209.27                 |                   |                                     |                 |                              |
| 89085    | 1        |          |           |          | 4              | \$183.69               |                 |                                   |               |                            |                  |                          |                   |                                     |                 |                              |
| 89086    | 2        | 1        |           |          | 32             | \$229.18               |                 |                                   |               |                            | 16               | \$240.86                 |                   |                                     |                 |                              |
| 89101    | 3        |          |           |          | 11             | \$226.33               |                 |                                   |               |                            | 5                | \$308.18                 |                   |                                     |                 |                              |
| 89102    | 5        |          |           |          | 14             | \$201.56               | 1               | \$170.45                          |               |                            | 4                | \$229.63                 |                   |                                     |                 |                              |
| 89103    | 2        | 4        |           | 1        | 18             | \$225.87               |                 |                                   |               |                            | 38               | \$348.98                 |                   |                                     |                 |                              |
| 89104    | 3        | 2        |           | 1        | 20             | \$224.23               |                 |                                   |               |                            | 2                | \$187.84                 |                   |                                     |                 |                              |
| 89106    | 2        | 1        |           | 1        | 20             | \$226.93               |                 |                                   |               |                            | 11               | \$232.54                 |                   |                                     |                 |                              |
| 89107    | 3        | 2        | 1         |          | 29             | \$229.44               |                 |                                   | 1             | \$275.83                   | 5                | \$204.73                 |                   |                                     |                 |                              |
| 89108    | 7        | 4        | 1         | 1        | 36             | \$220.46               | 1               | \$218.34                          | 1             | \$176.14                   | 25               | \$199.05                 |                   |                                     |                 |                              |
| 89109    | 2        | 1        |           | 2        | 1              | \$265.98               |                 |                                   |               |                            | 37               | \$470.62                 |                   |                                     |                 |                              |



# Chicago Title

Clark County

Market Report  
April 2023

| Zip Code      | Bank NOD   | Bank NOS   | REO Sales | ID Sales  | SFR Full Sales | SFR Avg Price Per Sqft | SFR Short Sales | SFR Short Sale Avg Price Per Sqft | SFR REO Sales | SFR REO Avg Price Per Sqft | Condo Full Sales | Condo Avg Price Per Sqft | Condo Short Sales | Condo Short Sale Avg Price Per Sqft | Condo REO Sales | Condo REO Avg Price Per Sqft |
|---------------|------------|------------|-----------|-----------|----------------|------------------------|-----------------|-----------------------------------|---------------|----------------------------|------------------|--------------------------|-------------------|-------------------------------------|-----------------|------------------------------|
| 89110         | 7          | 4          |           | 1         | 37             | \$199.79               |                 |                                   |               |                            | 8                | \$202.24                 |                   |                                     |                 |                              |
| 89113         |            | 2          |           |           | 117            | \$240.09               |                 |                                   |               |                            | 8                | \$252.85                 |                   |                                     |                 |                              |
| 89115         | 5          | 4          | 1         | 1         | 29             | \$212.77               |                 |                                   | 1             | \$176.70                   | 9                | \$165.85                 |                   |                                     |                 |                              |
| 89117         | 2          | 5          |           | 1         | 44             | \$253.64               |                 |                                   |               |                            | 17               | \$239.70                 |                   |                                     |                 |                              |
| 89118         | 4          | 2          |           | 2         | 18             | \$266.12               |                 |                                   |               |                            | 16               | \$239.20                 |                   |                                     |                 |                              |
| 89119         | 5          | 1          |           | 1         | 7              | \$212.47               |                 |                                   |               |                            | 17               | \$179.53                 |                   |                                     |                 |                              |
| 89120         | 5          | 1          | 2         |           | 27             | \$258.50               |                 |                                   | 1             | \$172.57                   | 15               | \$189.51                 |                   |                                     | 1               | \$220.59                     |
| 89121         | 12         | 1          | 2         |           | 53             | \$194.10               |                 |                                   | 1             | \$225.52                   | 33               | \$186.27                 |                   |                                     | 1               | \$207.18                     |
| 89122         | 6          | 4          | 1         | 4         | 44             | \$205.06               |                 |                                   | 1             | \$202.78                   | 11               | \$218.53                 |                   |                                     |                 |                              |
| 89123         | 5          | 4          | 1         | 3         | 46             | \$233.89               |                 |                                   |               |                            | 23               | \$250.59                 |                   |                                     | 1               | \$284.63                     |
| 89124         |            |            |           |           | 1              | \$324.52               |                 |                                   |               |                            |                  |                          |                   |                                     |                 |                              |
| 89128         | 5          | 3          | 1         |           | 30             | \$228.86               | 1               | \$238.40                          |               |                            | 23               | \$223.08                 |                   |                                     | 1               | \$251.85                     |
| 89129         | 8          | 4          | 3         | 2         | 64             | \$226.41               |                 |                                   | 2             | \$204.44                   | 20               | \$228.19                 |                   |                                     | 1               | \$225.00                     |
| 89130         | 2          |            | 1         |           | 43             | \$233.31               |                 |                                   |               |                            | 4                | \$237.06                 |                   |                                     | 1               | \$201.84                     |
| 89131         | 8          | 2          |           |           | 48             | \$226.35               |                 |                                   |               |                            | 4                | \$241.44                 |                   |                                     |                 |                              |
| 89134         | 1          |            | 1         |           | 57             | \$264.51               |                 |                                   | 1             | \$250.73                   | 23               | \$268.03                 |                   |                                     |                 |                              |
| 89135         | 1          | 4          |           |           | 48             | \$353.01               |                 |                                   |               |                            | 8                | \$744.08                 |                   |                                     |                 |                              |
| 89138         | 1          | 1          | 1         |           | 75             | \$330.76               |                 |                                   | 1             | \$284.94                   | 4                | \$278.74                 |                   |                                     |                 |                              |
| 89139         | 7          | 3          |           | 1         | 63             | \$217.99               |                 |                                   |               |                            | 8                | \$255.74                 |                   |                                     |                 |                              |
| 89141         | 3          | 2          |           | 1         | 97             | \$244.69               |                 |                                   |               |                            | 5                | \$254.13                 |                   |                                     |                 |                              |
| 89142         | 6          |            | 1         |           | 21             | \$219.54               |                 |                                   |               |                            | 10               | \$187.13                 |                   |                                     | 1               | \$153.20                     |
| 89143         | 1          | 2          |           |           | 41             | \$240.85               |                 |                                   |               |                            | 1                | \$291.93                 |                   |                                     |                 |                              |
| 89144         | 2          | 3          |           | 2         | 15             | \$286.34               |                 |                                   |               |                            | 5                | \$257.48                 |                   |                                     |                 |                              |
| 89145         | 5          |            |           |           | 23             | \$232.89               |                 |                                   |               |                            | 18               | \$257.71                 |                   |                                     |                 |                              |
| 89146         | 1          |            | 1         |           | 7              | \$193.26               |                 |                                   |               |                            | 3                | \$207.14                 |                   |                                     | 1               | \$187.33                     |
| 89147         | 9          | 2          | 3         | 1         | 37             | \$222.70               |                 |                                   | 2             | \$264.63                   | 23               | \$236.25                 |                   |                                     | 1               | \$241.56                     |
| 89148         | 3          | 3          |           | 1         | 65             | \$252.07               |                 |                                   |               |                            | 17               | \$242.80                 |                   |                                     |                 |                              |
| 89149         | 3          | 2          | 2         | 1         | 73             | \$240.21               |                 |                                   | 2             | \$205.84                   | 11               | \$225.05                 |                   |                                     |                 |                              |
| 89156         | 11         | 1          | 3         | 1         | 27             | \$203.69               | 1               | \$240.75                          | 3             | \$223.42                   | 2                | \$182.61                 |                   |                                     |                 |                              |
| 89158         |            |            |           |           |                |                        |                 |                                   |               |                            | 9                | \$1,018.00               |                   |                                     |                 |                              |
| 89161         |            |            |           |           | 1              | \$424.38               |                 |                                   |               |                            |                  |                          |                   |                                     |                 |                              |
| 89166         | 4          |            |           |           | 117            | \$237.59               |                 |                                   |               |                            | 20               | \$243.97                 |                   |                                     |                 |                              |
| 89169         |            |            |           | 1         | 6              | \$228.41               |                 |                                   |               |                            | 8                | \$203.97                 |                   |                                     |                 |                              |
| 89178         | 5          | 6          |           | 2         | 76             | \$221.42               |                 |                                   |               |                            | 2                | \$231.13                 |                   |                                     |                 |                              |
| 89179         |            | 1          |           |           | 7              | \$206.66               |                 |                                   |               |                            |                  |                          |                   |                                     |                 |                              |
| 89183         | 3          | 1          | 2         | 1         | 35             | \$238.69               |                 |                                   | 1             | \$282.05                   | 25               | \$240.81                 |                   |                                     | 1               | \$175.04                     |
| <b>Totals</b> | <b>247</b> | <b>116</b> | <b>46</b> | <b>47</b> | <b>2,454</b>   | <b>\$240.47</b>        | <b>4</b>        | <b>\$216.98</b>                   | <b>30</b>     | <b>\$223.75</b>            | <b>741</b>       | <b>\$263.46</b>          | <b>0</b>          |                                     | <b>16</b>       | <b>\$208.67</b>              |

All information is based on public records. It is believed to be accurate, but is not guaranteed.

Copyright © 1995-2023 CDS Marketing, Inc.



## Mortgage Share Clark County - April 2023

This report includes the lenders with the most SFR, Condominium and Townhome loans.

| Lender                               | Loans | Percentage |
|--------------------------------------|-------|------------|
| United Wholesale Mortgage            | 160   | 4.81%      |
| Rocket Mortgage                      | 156   | 4.69%      |
| America First Federal Credit Union   | 125   | 3.76%      |
| Housing and Urban Development        | 98    | 2.95%      |
| Guild Mortgage                       | 85    | 2.56%      |
| loanDepot                            | 83    | 2.50%      |
| Nevada State Bank                    | 73    | 2.20%      |
| Private Lender                       | 72    | 2.17%      |
| All Western Mortgage                 | 68    | 2.05%      |
| KBHS Home Loans                      | 65    | 1.96%      |
| Lennar Mortgage                      | 62    | 1.87%      |
| Bank of America                      | 60    | 1.81%      |
| US Bank                              | 59    | 1.77%      |
| East West Bank                       | 51    | 1.53%      |
| Navy Federal Credit Union            | 51    | 1.53%      |
| Fairway Independent Mortgage         | 46    | 1.38%      |
| Clark County Credit Union            | 46    | 1.38%      |
| Pulte Mortgage                       | 46    | 1.38%      |
| Nevada Affordable Housing Assistance | 45    | 1.35%      |
| DHI Mortgage                         | 39    | 1.17%      |
| Cardinal Financial                   | 38    | 1.14%      |
| Mortgage Research Center             | 37    | 1.11%      |
| Nevada Housing Divison               | 36    | 1.08%      |
| New American Funding                 | 35    | 1.05%      |
| Wells Fargo Bank                     | 34    | 1.02%      |
| Guaranteed Rate Affinity             | 33    | 0.99%      |

| Lender                        | Loans | Percentage |
|-------------------------------|-------|------------|
| Figure Lending                | 32    | 0.96%      |
| SecurityNational Mortgage     | 32    | 0.96%      |
| JPMorgan Chase Bank           | 30    | 0.90%      |
| Luminate Home Loans           | 30    | 0.90%      |
| CMG Mortgage                  | 29    | 0.87%      |
| One Nevada Credit Union       | 29    | 0.87%      |
| PennyMac Loan Services        | 29    | 0.87%      |
| Movement Mortgage             | 24    | 0.72%      |
| Shannon Investments           | 24    | 0.72%      |
| Nationstar Mortgage           | 22    | 0.66%      |
| JFK Financial                 | 21    | 0.63%      |
| Kiavi Funding                 | 21    | 0.63%      |
| Mountain America Credit Union | 21    | 0.63%      |
| Kind Lending                  | 20    | 0.60%      |
| Mutual of Omaha Mortgage      | 20    | 0.60%      |
| Discover Bank                 | 19    | 0.57%      |
| American Pacific Mortgage     | 18    | 0.54%      |
| Everett Financial             | 17    | 0.51%      |
| HomeAmerican Mortgage         | 17    | 0.51%      |
| Pinnacle Lending Group        | 17    | 0.51%      |
| Spring EQ LLC                 | 17    | 0.51%      |
| Veterans Administration       | 17    | 0.51%      |
| AmWest Funding                | 16    | 0.48%      |
| Lone Mortgage                 | 16    | 0.48%      |
| Nova Financial and Investment | 16    | 0.48%      |
| Planet Home Lending           | 15    | 0.45%      |





